

# PHILIPPINE BIDDING DOCUMENTS



**Name of Project/Location: Major Improvement of Pasig Bliss Village III (Mortuary, Multi-Purpose Building, Gazebo and Open Space) at Westbank Floodway, Bgry. Maybunga, Pasig City**

**Approved Budget for the Contract: P 11,669,525.78**

Government of the Republic of the Philippines

**Sixth Edition  
July 2020**

# Preface

These Philippine Bidding Documents (PBDs) for the procurement of Infrastructure Projects (hereinafter referred to also as the “Works”) through Competitive Bidding have been prepared by the Government of the Philippines for use by all branches, agencies, departments, bureaus, offices, or instrumentalities of the government, including government-owned and/or -controlled corporations, government financial institutions, state universities and colleges, local government units, and autonomous regional government. The procedures and practices presented in this document have been developed through broad experience, and are for mandatory use in projects that are financed in whole or in part by the Government of the Philippines or any foreign government/foreign or international financing institution in accordance with the provisions of the 2016 revised Implementing Rules and Regulations (IRR) of Republic Act (RA) No. 9184.

The PBDs are intended as a model for admeasurements (unit prices or unit rates in a bill of quantities) types of contract, which are the most common in Works contracting.

The Bidding Documents shall clearly and adequately define, among others: (i) the objectives, scope, and expected outputs and/or results of the proposed contract; (ii) the eligibility requirements of Bidders; (iii) the expected contract duration; and (iv) the obligations, duties, and/or functions of the winning Bidder.

Care should be taken to check the relevance of the provisions of the PBDs against the requirements of the specific Works to be procured. If duplication of a subject is inevitable in other sections of the document prepared by the Procuring Entity, care must be exercised to avoid contradictions between clauses dealing with the same matter.

Moreover, each section is prepared with notes intended only as information for the Procuring Entity or the person drafting the Bidding Documents. They shall not be included in the final documents. The following general directions should be observed when using the documents:

- a. All the documents listed in the Table of Contents are normally required for the procurement of Infrastructure Projects. However, they should be adapted as necessary to the circumstances of the particular Project.
- b. Specific details, such as the “*name of the Procuring Entity*” and “*address for bid submission*,” should be furnished in the Instructions to Bidders, Bid Data Sheet, and Special Conditions of Contract. The final documents should contain neither blank spaces nor options.
- c. This Preface and the footnotes or notes in italics included in the Invitation to Bid, BDS, General Conditions of Contract, Special Conditions of Contract, Specifications, Drawings, and Bill of Quantities are not part of the text of the final document, although they contain instructions that the Procuring Entity should strictly follow.
- d. The cover should be modified as required to identify the Bidding Documents as to the names of the Project, Contract, and Procuring Entity, in addition to date of issue.

- e. Modifications for specific Procurement Project details should be provided in the Special Conditions of Contract as amendments to the Conditions of Contract. For easy completion, whenever reference has to be made to specific clauses in the Bid Data Sheet or Special Conditions of Contract, these terms shall be printed in bold typeface on Sections I (Instructions to Bidders) and III (General Conditions of Contract), respectively.
- f. For guidelines on the use of Bidding Forms and the procurement of Foreign-Assisted Projects, these will be covered by a separate issuance of the Government Procurement Policy Board.

# TABLE OF CONTENTS

<b>GLOSSARY OF .....</b>	<b>5</b>
<b>TERMS, ABBREVIATIONS, AND ACRONYMS .....</b>	<b>5</b>
<b>SECTION II. INSTRUCTIONS TO BIDDERS .....</b>	<b>11</b>
1. Scope of Bid .....	12
2. Funding Information .....	12
3. Bidding Requirements.....	12
4. Corrupt, Fraudulent, Collusive, Coercive, and Obstructive Practices .....	13
5. Eligible Bidders .....	13
6. Origin of Associated Goods .....	13
7. Subcontracts .....	13
8. Pre-Bid Conference.....	14
9. Clarification and Amendment of Bidding Documents .....	14
10. Documents Comprising the Bid: Eligibility and Technical Components.....	14
11. Documents Comprising the Bid: Financial Component .....	14
12. Alternative Bids .....	15
13. Bid Prices .....	15
14. Bid and Payment Currencies .....	15
15. Bid Security .....	15
16. Sealing and Marking of Bids.....	15
17. Deadline for Submission of Bids.....	16
18. Opening and Preliminary Examination of Bids.....	16
19. Detailed Evaluation and Comparison of Bids .....	16
20. Post Qualification .....	17
21. Signing of the Contract .....	17
<b>BAC CHAIRPERSON.....</b>	<b>21</b>
<b>SECTION III. BID DATA SHEET .....</b>	<b>22</b>
<b>SECTION IV. GENERAL CONDITIONS OF CONTRACT.....</b>	<b>27</b>
1. Scope of Contract.....	27
2. Sectional Completion of Works .....	27
3. Possession of Site.....	27
4. The Contractor’s Obligations .....	27
5. Performance Security.....	28

6.	Site Investigation Reports .....	28
7.	Warranty.....	28
8.	Liability of the Contractor.....	28
9.	Termination for Other Causes .....	28
10.	Dayworks.....	29
11.	Program of Work .....	29
12.	Instructions, Inspections and Audits .....	29
13.	Advance Payment .....	29
14.	Progress Payments .....	29
15.	Operating and Maintenance Manuals .....	30
<b>SECTION V. SPECIAL CONDITIONS OF CONTRACT .....</b>		<b>31</b>
<b>SECTION VI. SPECIFICATIONS .....</b>		<b>33</b>
<b>SECTION VII. DRAWINGS .....</b>		<b>35</b>
<b>SECTION VIII. BILL OF QUANTITIES .....</b>		<b>36</b>
<b>SECTION IX. CHECKLIST OF TECHNICAL AND FINANCIAL DOCUMENTS.....</b>		<b>38</b>

# *Glossary of Terms, Abbreviations, and Acronyms*

**ABC** – Approved Budget for the Contract.

**ARCC** – Allowable Range of Contract Cost.

**BAC** – Bids and Awards Committee.

**Bid** – A signed offer or proposal to undertake a contract submitted by a bidder in response to and in consonance with the requirements of the bidding documents. Also referred to as *Proposal* and *Tender*. (2016 revised IRR, Section 5[c])

**Bidder** – Refers to a contractor, manufacturer, supplier, distributor and/or consultant who submits a bid in response to the requirements of the Bidding Documents. (2016 revised IRR, Section 5[d])

**Bidding Documents** – The documents issued by the Procuring Entity as the bases for bids, furnishing all information necessary for a prospective bidder to prepare a bid for the Goods, Infrastructure Projects, and/or Consulting Services required by the Procuring Entity. (2016 revised IRR, Section 5[e])

**BIR** – Bureau of Internal Revenue.

**BSP** – Bangko Sentral ng Pilipinas.

**CDA** – Cooperative Development Authority.

**Consulting Services** – Refer to services for Infrastructure Projects and other types of projects or activities of the GOP requiring adequate external technical and professional expertise that are beyond the capability and/or capacity of the GOP to undertake such as, but not limited to: (i) advisory and review services; (ii) pre-investment or feasibility studies; (iii) design; (iv) construction supervision; (v) management and related services; and (vi) other technical services or special studies. (2016 revised IRR, Section 5[i])

**Contract** – Refers to the agreement entered into between the Procuring Entity and the Supplier or Manufacturer or Distributor or Service Provider for procurement of Goods and Services; Contractor for Procurement of Infrastructure Projects; or Consultant or Consulting Firm for Procurement of Consulting Services; as the case may be, as recorded in the Contract Form signed by the parties, including all attachments and appendices thereto and all documents incorporated by reference therein.

**Contractor** – is a natural or juridical entity whose proposal was accepted by the Procuring Entity and to whom the Contract to execute the Work was awarded. Contractor as used in these Bidding Documents may likewise refer to a supplier, distributor, manufacturer, or consultant.

**CPI** – Consumer Price Index.

**DOLE** – Department of Labor and Employment.

**DTI** – Department of Trade and Industry.

**Foreign-funded Procurement or Foreign-Assisted Project** – Refers to procurement whose funding source is from a foreign government, foreign or international financing institution as specified in the Treaty or International or Executive Agreement. (2016 revised IRR, Section 5[b]).

**GFI** – Government Financial Institution.

**GOCC** – Government-owned and/or –controlled corporation.

**Goods** – Refer to all items, supplies, materials and general support services, except Consulting Services and Infrastructure Projects, which may be needed in the transaction of public businesses or in the pursuit of any government undertaking, project or activity, whether in the nature of equipment, furniture, stationery, materials for construction, or personal property of any kind, including non-personal or contractual services such as the repair and maintenance of equipment and furniture, as well as trucking, hauling, janitorial, security, and related or analogous services, as well as procurement of materials and supplies provided by the Procuring Entity for such services. The term “related” or “analogous services” shall include, but is not limited to, lease or purchase of office space, media advertisements, health maintenance services, and other services essential to the operation of the Procuring Entity. (2016 revised IRR, Section 5[r])

**GOP** – Government of the Philippines.

**Infrastructure Projects** – Include the construction, improvement, rehabilitation, demolition, repair, restoration or maintenance of roads and bridges, railways, airports, seaports, communication facilities, civil works components of information technology projects, irrigation, flood control and drainage, water supply, sanitation, sewerage and solid waste management systems, shore protection, energy/power and electrification facilities, national buildings, school buildings, hospital buildings, and other related construction projects of the government. Also referred to as *civil works or works*. (2016 revised IRR, Section 5[u])

**LGUs** – Local Government Units.

**NFCC** – Net Financial Contracting Capacity.

**NGA** – National Government Agency.

**PCAB** – Philippine Contractors Accreditation Board.

**PhilGEPS** - Philippine Government Electronic Procurement System.

**Procurement Project** – refers to a specific or identified procurement covering goods, infrastructure project or consulting services. A Procurement Project shall be described, detailed, and scheduled in the Project Procurement Management Plan prepared by the agency which shall be consolidated in the procuring entity's Annual Procurement Plan. (GPPB Circular No. 06-2019 dated 17 July 2019)

**PSA** – Philippine Statistics Authority.

**SEC** – Securities and Exchange Commission.

**SLCC** – Single Largest Completed Contract.

**UN** – United Nations.



## ***Section I. Invitation to Bid***

### **Notes on the Invitation to Bid**

The Invitation to Bid (IB) provides information that enables potential Bidders to decide whether to participate in the procurement at hand. The IB shall be posted in accordance with Section 21.2 of the 2016 revised IRR of RA No. 9184.

Apart from the essential items listed in the Bidding Documents, the IB should also indicate the following:

- a. The date of availability of the Bidding Documents, which shall be from the time the IB is first advertised/posted until the deadline for the submission and receipt of bids;
- b. The place where the Bidding Documents may be acquired or the website where it may be downloaded;
- c. The deadline for the submission and receipt of bids; and
- d. Any important bid evaluation criteria.

The IB should be incorporated into the Bidding Documents. The information contained in the IB must conform to the Bidding Documents and in particular to the relevant information in the Bid Data Sheet.



## *Section I. Invitation to Bid*

### **Invitation to Bid for Major Improvement of Pasig Bliss Village III (Mortuary, Multi-Purpose Building, Gazebo and Open Space) at Westbank Floodway, Bgry. Maybunga, Pasig City.**

1. The **City Government of Pasig**, through the Annual or Supplemental Budget, as approved by the Sanggunian intends to apply the sum of **PHP 11,669,525.78** being the Approved Budget for the Contract (ABC) to payments under the contract **Major Improvement of Pasig Bliss Village III (Mortuary, Multi-Purpose Building, Gazebo and Open Space) at Westbank Floodway, Bgry. Maybunga, Pasig City.** Bids received in excess of the ABC for each lot shall be automatically rejected at bid opening.
2. The **City Government of Pasig** now invites bids for the above Procurement Project. Completion of the Works is required **180 calendar days**. Bidders should have completed a contract similar to the Project. The description of an eligible bidder is contained in the Bidding Documents, particularly, in Section II (Instructions to Bidders).
3. Bidding will be conducted through open competitive bidding procedures using non-discretionary “*pass/fail*” criterion as specified in the 2016 revised Implementing Rules and Regulations (IRR) of Republic Act (RA) No. 9184.
4. Interested bidders may obtain further information from City Government of Pasig and inspect the Bidding Documents at the address given below from 8:00 A.M. to 5:00 P.M. office hours.
5. A complete set of Bidding Documents may be acquired by interested bidders on **November 24, 2023** from given address and website/s below *and upon payment of the applicable fee for the Bidding Documents, pursuant to the latest Guidelines issued by the GPPB, in the amount of PHP25,000.00*. The Procuring Entity shall allow the bidder to present its proof of payment for the fees presented in person.
6. The City Government of Pasig will hold a Pre-Bid Conference<sup>1</sup> on **December 1, 2023, 1:30 P.M.**, at **7<sup>th</sup> Floor Meeting Room, Pasig City Hall** which shall be open to prospective bidders.
7. **Bids must be duly received by the Procurement Management Office (BAC Secretariat Office) through manual submission at the office address as indicated below, on or before 9:30 A.M. of December 13, 2023. Late bids shall not be accepted.**

8. All bids must be accompanied by a bid security in any of the acceptable forms and in the amount stated in **ITB Clause 16**.
9. Bid opening shall be on **December 13, 2023 at 10:00 A.M.** at the given address below **7<sup>th</sup> Floor Meeting Room, Pasig City Hall.** Bids will be opened in the presence of the bidders' representatives who choose to attend the activity.
10. **The address for submission of bids is at the Procurement Management Office (BAC Secretariat Office), 4<sup>th</sup> Floor Pasig City Hall Caruncho Avenue, San Nicolas Pasig City. The deadline for submission of bids is on or before 9:30 A.M. of December 13, 2023.**

Each Bidder shall submit **ONE (1) SEALED MOTHER ENVELOPE** containing:

**1. ORIGINAL (SEALED AND LABELED)**

1.1. Hard Copy Original Technical Components and

1.2. Hard Copy Original Financial Components and

1.3 One (1) **USB Flash Drive** containing scanned P.D.F. Documents of the Original Technical Components and Original Financial Components.

**2. COPY 1 (SEALED AND LABELED)**

2.1. One (1) **USB Flash Drive** or **CD** sealed and labeled as **“COPY 1”** containing scanned P.D.F Documents of Technical and Financial Components.

11. The **City Government of Pasig** reserves the right to reject any and all bids, declare a failure of bidding, or not award the contract at any time prior to contract award in accordance with Sections 35.6 and 41 of the 2016 revised Implementing Rules and Regulations (IRR) of RA No. 9184, without thereby incurring any liability to the affected bidder or bidders.
12. For further information, please refer to:

**ATTY. PONCE MIGUEL D. LOPEZ**  
*Officer in Charge, Procurement Management Office*  
**CITY GOVERNMENT OF PASIG**  
*Procurement Management Office, 4<sup>th</sup> Floor, Pasig City Hall,*  
*Caruncho Ave., San Nicolas Pasig City*  
*bidсандawards@pasigcity.gov.ph*  
*8643-1111 loc. 1461*

13. You may visit the following websites:  
For downloading of bidding documents  
*PS-Philgeps Website*  
*Pasig City Website*

**November 24, 2023**

**(SGD.)**  
**ATTY. JOSEPHINE C. LATI-BAGAOISAN**  
*BAC Chairperson*

## ***Section II. Instructions to Bidders***

### **Notes on the Instructions to Bidders**

This Section on the Instruction to Bidders (ITB) provides the information necessary for bidders to prepare responsive bids, in accordance with the requirements of the Procuring Entity. It also provides information on bid submission, eligibility check, opening and evaluation of bids, post-qualification, and on the award of contract.

## ***Section II. Instructions to Bidders***

### **1. Scope of Bid**

The Procuring Entity, **City Government of Pasig** invites Bids for the **Major Improvement of Pasig Bliss Village III (Mortuary, Multi-Purpose Building, Gazebo and Open Space) at Westbank Floodway, Bgrv. Maybunga, Pasig City,** with Project Identification Number **PB-12-13-2023-10.**

*[Note: The Project Identification Number is assigned by the Procuring Entity based on its own coding scheme and is not the same as the PhilGEPS reference number, which is generated after the posting of the bid opportunity on the PhilGEPS website.]*

The Procurement Project (referred to herein as “Project”) is for the construction of Works, as described in Section VI (Specifications).

### **2. Funding Information**

2.1. The GOP through the source of funding as indicated below for **CY 2023** in the amount of **PHP 11,669,525.78.**

2.2. The source of funding is:

LGUs, the Annual or Supplemental Budget, as approved by the Sanggunian.

### **3. Bidding Requirements**

The Bidding for the Project shall be governed by all the provisions of RA No. 9184 and its 2016 revised IRR, including its Generic Procurement Manual and associated policies, rules and regulations as the primary source thereof, while the herein clauses shall serve as the secondary source thereof.

Any amendments made to the IRR and other GPPB issuances shall be applicable only to the ongoing posting, advertisement, or invitation to bid by the BAC through the issuance of a supplemental or bid bulletin.

The Bidder, by the act of submitting its Bid, shall be deemed to have inspected the site, determined the general characteristics of the contracted Works and the conditions for this Project, such as the location and the nature of the work; (b) climatic conditions; (c) transportation facilities; (c) nature and condition of the terrain, geological conditions at the site communication facilities, requirements, location and availability of construction aggregates and other materials, labor, water, electric power and access roads; and (d) other factors that may affect the cost, duration and execution or implementation of the contract, project, or work and examine all instructions, forms, terms, and project requirements in the Bidding Documents.

#### **4. Corrupt, Fraudulent, Collusive, Coercive, and Obstructive Practices**

The Procuring Entity, as well as the Bidders and Contractors, shall observe the highest standard of ethics during the procurement and execution of the contract. They or through an agent shall not engage in corrupt, fraudulent, collusive, coercive, and obstructive practices defined under Annex “I” of the 2016 revised IRR of RA No. 9184 or other integrity violations in competing for the Project.

#### **5. Eligible Bidders**

5.1. Only Bids of Bidders found to be legally, technically, and financially capable will be evaluated.

5.2. The Bidder must have an experience of having completed a Single Largest Completed Contract (SLCC) that is similar to this Project, equivalent to at least fifty percent (50%) of the ABC adjusted, if necessary, by the Bidder to current prices using the PSA’s CPI, except under conditions provided for in Section 23.4.2.4 of the 2016 revised IRR of RA No. 9184.

A contract is considered to be “similar” to the contract to be bid if it has the major categories of work stated in the **BDS**.

5.3. For Foreign-funded Procurement, the Procuring Entity and the foreign government/foreign or international financing institution may agree on another track record requirement, as specified in the Bidding Document prepared for this purpose.

5.4. The Bidders shall comply with the eligibility criteria under Section 23.4.2 of the 2016 IRR of RA No. 9184.

#### **6. Origin of Associated Goods**

There is no restriction on the origin of Goods other than those prohibited by a decision of the UN Security Council taken under Chapter VII of the Charter of the UN.

#### **7. Subcontracts**

7.1. The Procuring Entity has prescribed that:

a. Subcontracting is not allowed.

7.2. Subcontracting of any portion of the Project does not relieve the Contractor of any liability or obligation under the Contract. The Supplier will be responsible for the acts, defaults, and negligence of any subcontractor, its agents, servants, or workmen as fully as if these were the Contractor’s own acts, defaults, or negligence, or those of its agents, servants, or workmen.

## **8. Pre-Bid Conference**

The Procuring Entity will hold a pre-bid conference for this Project on the specified date and time and either at its physical address as indicated in paragraph 6 of the **IB**.

## **9. Clarification and Amendment of Bidding Documents**

Prospective bidders may request for clarification on and/or interpretation of any part of the Bidding Documents. Such requests must be in writing and received by the Procuring Entity, either at its given address or through electronic mail indicated in the **IB**, at least ten (10) calendar days before the deadline set for the submission and receipt of Bids.

## **10. Documents Comprising the Bid: Eligibility and Technical Components**

10.1. The first envelope shall contain the eligibility and technical documents of the Bid as specified in **Section IX. Checklist of Technical and Financial Documents**.

10.2. If the eligibility requirements or statements, the bids, and all other documents for submission to the BAC are in foreign language other than English, it must be accompanied by a translation in English, which shall be authenticated by the appropriate Philippine foreign service establishment, post, or the equivalent office having jurisdiction over the foreign bidder's affairs in the Philippines. For Contracting Parties to the Apostille Convention, only the translated documents shall be authenticated through an apostille pursuant to GPPB Resolution No. 13-2019 dated 23 May 2019. The English translation shall govern, for purposes of interpretation of the bid.

10.3. A valid special PCAB License in case of Joint Ventures, and registration for the type and cost of the contract for this Project. Any additional type of Contractor license or permit shall be indicated in the **BDS**.

10.4. A List of Contractor's key personnel (e.g., Project Manager, Project Engineers, Materials Engineers, and Foremen) assigned to the contract to be bid, with their complete qualification and experience data shall be provided. These key personnel must meet the required minimum years of experience set in the **BDS**.

10.5. A List of Contractor's major equipment units, which are owned, leased, and/or under purchase agreements, supported by proof of ownership, certification of availability of equipment from the equipment lessor/vendor for the duration of the project, as the case may be, must meet the minimum requirements for the contract set in the **BDS**.

## **11. Documents Comprising the Bid: Financial Component**

11.1. The second bid envelope shall contain the financial documents for the Bid as specified in **Section IX. Checklist of Technical and Financial Documents**.

- 11.2. Any bid exceeding the ABC indicated in paragraph 1 of the **IB** shall not be accepted.
- 11.3. For Foreign-funded procurement, a ceiling may be applied to bid prices provided the conditions are met under Section 31.2 of the 2016 revised IRR of RA No. 9184.

## **12. Alternative Bids**

Bidders shall submit offers that comply with the requirements of the Bidding Documents, including the basic technical design as indicated in the drawings and specifications. Unless there is a value engineering clause in the **BDS**, alternative Bids shall not be accepted.

## **13. Bid Prices**

All bid prices for the given scope of work in the Project as awarded shall be considered as fixed prices, and therefore not subject to price escalation during contract implementation, except under extraordinary circumstances as determined by the NEDA and approved by the GPPB pursuant to the revised Guidelines for Contract Price Escalation guidelines.

## **14. Bid and Payment Currencies**

- 14.1. Bid prices may be quoted in the local currency or tradeable currency accepted by the BSP at the discretion of the Bidder. However, for purposes of bid evaluation, Bids denominated in foreign currencies shall be converted to Philippine currency based on the exchange rate as published in the BSP reference rate bulletin on the day of the bid opening.
- 14.2. *Payment of the contract price shall be made in:*
  - a. Philippine Pesos

## **15. Bid Security**

- 15.1. The Bidder shall submit a Bid Securing Declaration or any form of Bid Security in the amount indicated in the **BDS**, which shall be not less than the percentage of the ABC in accordance with the schedule in the **BDS**.
- 15.2. The Bid and bid security shall be valid until **120 calendar days**. Any bid not accompanied by an acceptable bid security shall be rejected by the Procuring Entity as non-responsive.

## **16. Sealing and Marking of Bids**

Each Bidder shall submit one copy of the first and second components of its Bid.



The Procuring Entity may request additional hard copies and/or electronic copies of the Bid. However, failure of the Bidders to comply with the said request shall not be a ground for disqualification.

If the Procuring Entity allows the submission of bids through online submission to the given website or any other electronic means, the Bidder shall submit an electronic copy of its Bid, which must be digitally signed. An electronic copy that cannot be opened or is corrupted shall be considered non-responsive and, thus, automatically disqualified.

## **17. Deadline for Submission of Bids**

The Bidders shall submit on the specified date and time and either at its physical address or through online submission as indicated in paragraph 7 of the **IB**.

## **18. Opening and Preliminary Examination of Bids**

18.1. The BAC shall open the Bids in public at the time, on the date, and at the place specified in paragraph 9 of the **IB**. The Bidders' representatives who are present shall sign a register evidencing their attendance. In case videoconferencing, webcasting or other similar technologies will be used, attendance of participants shall likewise be recorded by the BAC Secretariat.

In case the Bids cannot be opened as scheduled due to justifiable reasons, the rescheduling requirements under Section 29 of the 2016 revised IRR of RA No. 9184 shall prevail.

18.2. The preliminary examination of Bids shall be governed by Section 30 of the 2016 revised IRR of RA No. 9184.

## **19. Detailed Evaluation and Comparison of Bids**

19.1. The Procuring Entity's BAC shall immediately conduct a detailed evaluation of all Bids rated "*passed*" using non-discretionary pass/fail criteria. The BAC shall consider the conditions in the evaluation of Bids under Section 32.2 of 2016 revised IRR of RA No. 9184.

19.2. If the Project allows partial bids, all Bids and combinations of Bids as indicated in the **BDS** shall be received by the same deadline and opened and evaluated simultaneously so as to determine the Bid or combination of Bids offering the lowest calculated cost to the Procuring Entity. Bid Security as required by **ITB** Clause 16 shall be submitted for each contract (lot) separately.

19.3. In all cases, the NFCC computation pursuant to Section 23.4.2.6 of the 2016 revised IRR of RA No. 9184 must be sufficient for the total of the ABCs for all the lots participated in by the prospective Bidder.

## **20. Post Qualification**

Within a non-extendible period of five (5) calendar days from receipt by the Bidder of the notice from the BAC that it submitted the Lowest Calculated Bid, the Bidder shall submit its latest income and business tax returns filed and paid through the BIR Electronic Filing and Payment System (eFPS), and other appropriate licenses and permits required by law and stated in the **BDS**.

## **21. Signing of the Contract**

The documents required in Section 37.2 of the 2016 revised IRR of RA No. 9184 shall form part of the Contract. Additional Contract documents are indicated in the **BDS**.

## **INSTRUCTION TO BIDDERS**

PROJECT : Major Improvement of Pasig Bliss Village III (Mortuary, Multi-Purpose Building, Gazebo and Open Space) at Westbank Floodway, Bgry. Maybunga, Pasig City

Date : November 24, 2023

---

This shall form an integral part of the Bid Documents.

1. Bidders are requested to organize and submit their bids on the following requirements:

1. *Submit First (1<sup>st</sup>) Envelope containing one (1) hardcopy of the ORIGINAL Technical Component, including the Eligibility Requirements. 1<sup>st</sup> Envelope shall be sealed and labeled as "ORIGINAL TECHNICAL COMPONENT".*
2. *Submit Second (2<sup>nd</sup>) Envelope containing one (1) hard copy of the ORIGINAL Financial Component. 2<sup>nd</sup> Envelope shall be sealed and labeled as "ORIGINAL FINANCIAL COMPONENT".*
3. *Submit USB Flash Drive containing one (1) soft/scanned copy of the ORIGINAL Technical Component and Financial Component;*  
***Note:** The 1<sup>st</sup> Envelope, 2<sup>nd</sup> Envelope and the USB flash drive containing the soft/scanned copy of the original technical and financial components shall be enclosed in a single envelope, sealed and labeled as "ORIGINAL BID".*
4. *Submit USB Flash Drive containing one (1) soft/scanned copy of the Technical Component and Financial Component. USB flash drive shall be enclosed in a separate envelope, sealed and labeled as "COPY1".*
5. *The "ORIGINAL BID" and "COPY 1" envelopes shall be enclosed in a single MOTHER ENVELOPE sealed and properly labeled.*

*\*Sections of the bid shall be separated by dividers, proper tabs;*

***\*NO** scratch papers.*

All envelopes (1<sup>st</sup> Envelope, 2<sup>nd</sup> Envelope, Original Bid Envelope, Copy 1 Envelope and Mother Envelope) shall be labeled as follows:

- **Addressed to the procuring entity’s BAC Chairperson**
  - **Name of the project/contract to be bid**
  - **Name, address and contact details of the bidder including e-mail address**
  - **“DO NOT OPEN BEFORE <bid opening date and time>”**
- ✓ Unsealed or unmarked bid envelopes shall be rejected. However, bid envelopes that are not properly sealed and marked, as required in the bidding documents, shall be accepted, provided that the bidder or its duly authorized representative shall acknowledge such condition of the bid as submitted. The Procuring Entity shall not be responsible for misplaced Bidding Documents and premature opening.

**BIDDING DOCUMENTS AVAILABILITY AND FEE**

- Bidding Documents:
  - **November 24, 2023 to December 13, 2023 until 9:30 A.M.**
  - 8:00 am to 5:00 pm and upon payment of applicable fees for the Bidding Documents at the City Treasurer’s Office.
- Bidders shall pay the applicable fee for the Bidding Documents not later than the submission of their bids.
- Standard rates for bidding documents

Approved Budget for the Contract	Maximum Cost of Bidding Documents
500,000 and below	P500.00
More than 500,000 up to 1 million	1,000.00
More than 1 million up to 5 million	5,000.00
More than 5 million up to 10 million	10,000.00
More than 10 million up to 50 million	25,000.00
More than 50 million up to 500 million	50,000.00
More than 500 million	75,000.00

**INSTRUCTION TO BIDDERS ON PAYMENT OF BIDDING DOCUMENTS**

- Secure Order of Payment for the bidding documents at the Procurement Management Office, 4<sup>th</sup> Floor Pasig City Hall.

- Proceed to City Treasurer's Office, 1<sup>st</sup> Floor Pasig City Hall for the payment of bidding documents.
- Mode of payment: Cashier Manager's/Cashier's Check payable to City Government of Pasig
  - **Personal Check shall not be accepted.**
- Present the Official Receipt to the BAC Secretariat's Office for the release of the complete Set of bidding documents.

**REMINDERS:**

- The deadline for the submission of bid is on **December 13, 2023** at 9:30 AM at the **Procurement Management Office, 4<sup>th</sup> Floor Pasig City Hall, Caruncho Ave., San Nicolas Pasig City**. The digital clock at the Procurement Management Office that is set to the Philippine Time (PhST) shall be used as reference in determining the time for the submission of bids, Hence participating bidders are advised to synchronize their timepiece with the said digital clock. **Late bids or those who submitted after 9:30 AM of December 13, 2023 shall not be accepted.**
- Bidders may submit their bid documents days ahead of the deadline for the submission in order to avoid late submission.
- Bid opening shall be on **December 13, 2023** at 10:00 AM at **7<sup>th</sup> Floor Meeting Room, Pasig City Hall, Caruncho Ave., San Nicolas Pasig City**. Bids will be opened in the presence of the bidders' representatives who choose to attend.
- All licenses, permits and other required clearances should be valid at the time of the submission of bids, Post-Qualification Evaluation and signing of the contract.

- *The BAC expects the bidders to exercise due diligence in going through the bid documents so that they can prepare their bids intelligently.*
- *The Bids and Awards Committee will still continue to implement social distancing and shall require only one (1) Representative per company.*
- All attendees will be subjected to thermal scan prior to entry of the venue and shall:
  1. Wear medical face mask and face shield at all times—**“No Mask No Entry”**
  2. Bring black ballpen
  3. Bring alcohol

**Please be reminded that all queries after the issuance of Bid Bulletin will not be entertained.**

**(SGD.)**

**ATTY. JOSEPHINE C. LATI-BAGAOISAN**

BAC Chairperson

## ***Section III. Bid Data Sheet***

### **Notes on the Bid Data Sheet (BDS)**

The Bid Data Sheet (BDS) consists of provisions that supplement, amend, or specify in detail, information, or requirements included in the ITB found in Section II, which are specific to each procurement.

This Section is intended to assist the Procuring Entity in providing the specific information in relation to corresponding clauses in the ITB and has to be prepared for each specific procurement.

The Procuring Entity should specify in the BDS information and requirements specific to the circumstances of the Procuring Entity, the processing of the procurement, and the bid evaluation criteria that will apply to the Bids. In preparing the BDS, the following aspects should be checked:

- a. Information that specifies and complements provisions of the ITB must be incorporated.
- b. Amendments and/or supplements, if any, to provisions of the ITB as necessitated by the circumstances of the specific procurement, must also be incorporated.

## *Section III. Bid Data Sheet*

### **Bid Data Sheet**

ITB Clause																									
5.2	<p>For this purpose, contracts similar to the Project refer to contracts which have the same major categories of work, which shall be:</p> <p><u>General Building works except under conditions provided under the rules (Contractors under Small A and Small B categories without similar experience on the contract to be bid may be allowed to bid if the cost of such contract is not more than the Allowable Range of Contract Cost (ARCC) of their registration based on the guidelines as prescribed by the PCAB).</u></p>																								
7.1	Subcontracting is not allowed.																								
10.3	<p>Bidders must have a valid Philippine Contractors Accreditation Board (PCAB) license and registration for Size Range – <u>Small B – Building &amp; Industrial Plant</u></p> <p>License at least Category: <u>General Building – C &amp; D</u></p>																								
10.4	<p>The key personnel must meet the required minimum years of experience set below:</p> <table border="1" style="width: 100%; border-collapse: collapse;"> <thead> <tr> <th style="text-align: center;">KEY PERSONNEL</th> <th style="text-align: center;">QTY.</th> <th style="text-align: center;">GENERAL EXPERIENCE</th> <th style="text-align: center;">RELEVANT EXPERIENCE</th> </tr> </thead> <tbody> <tr> <td>Project Engineer</td> <td style="text-align: center;">1</td> <td>Licensed Civil Engineer</td> <td>With a minimum of 3 years experience in construction and improvement works</td> </tr> <tr> <td>Electrical Engineer</td> <td></td> <td>Professional Electrical Engineer</td> <td>With a minimum of 3 years experience as a professional electrical engineer in construction</td> </tr> <tr> <td>Master Plumber</td> <td></td> <td>License Master Plumber</td> <td>With a minimum of 3 years experience</td> </tr> <tr> <td>Safety Officer</td> <td></td> <td>At least 1 year experience</td> <td>Must have completed the prescribed 40-hour Construction Occupational Safety and Health Training Course from Dole accredited recognized organizations</td> </tr> <tr> <td>Foreman</td> <td style="text-align: center;">1</td> <td>Not required</td> <td>Minimum of at least 3 years experience as Foreman</td> </tr> </tbody> </table>	KEY PERSONNEL	QTY.	GENERAL EXPERIENCE	RELEVANT EXPERIENCE	Project Engineer	1	Licensed Civil Engineer	With a minimum of 3 years experience in construction and improvement works	Electrical Engineer		Professional Electrical Engineer	With a minimum of 3 years experience as a professional electrical engineer in construction	Master Plumber		License Master Plumber	With a minimum of 3 years experience	Safety Officer		At least 1 year experience	Must have completed the prescribed 40-hour Construction Occupational Safety and Health Training Course from Dole accredited recognized organizations	Foreman	1	Not required	Minimum of at least 3 years experience as Foreman
KEY PERSONNEL	QTY.	GENERAL EXPERIENCE	RELEVANT EXPERIENCE																						
Project Engineer	1	Licensed Civil Engineer	With a minimum of 3 years experience in construction and improvement works																						
Electrical Engineer		Professional Electrical Engineer	With a minimum of 3 years experience as a professional electrical engineer in construction																						
Master Plumber		License Master Plumber	With a minimum of 3 years experience																						
Safety Officer		At least 1 year experience	Must have completed the prescribed 40-hour Construction Occupational Safety and Health Training Course from Dole accredited recognized organizations																						
Foreman	1	Not required	Minimum of at least 3 years experience as Foreman																						



	The Bidder shall submit the corresponding bio-data of the above key personnel that includes description of his/her relevant experience. The bio-data shall include a statement of availability of the key personnel for the duration of the project, signed by the named key personnel. The key personnel can be a current or on-call employee, or a consultant of the company.																														
10.5	<p>The minimum major equipment requirements are the following:</p> <table border="1"> <thead> <tr> <th><u>Equipment</u></th> <th><u>Capacity</u></th> <th><u>Number of Units</u></th> </tr> </thead> <tbody> <tr> <td><b>EQUIPMENT</b></td> <td><b>CAPACITY</b></td> <td><b>NUMBER OF UNITS</b></td> </tr> <tr> <td>Elf Truck</td> <td>35.31ft<sup>3</sup></td> <td>1</td> </tr> <tr> <td>Welding Machine</td> <td>500 amp</td> <td>1</td> </tr> <tr> <td>Minor Tools</td> <td>n/a</td> <td>1</td> </tr> <tr> <td>Backhoe with breaker</td> <td>(0.80m<sup>3</sup>)</td> <td>1</td> </tr> <tr> <td>Bar bender</td> <td>n/a</td> <td>1</td> </tr> <tr> <td>Bar cutter</td> <td>n/a</td> <td>1</td> </tr> <tr> <td>Dump truck</td> <td>(12yd<sup>3</sup>/9.17m<sup>3</sup>)</td> <td>1</td> </tr> <tr> <td>Scaffolding</td> <td>n/a</td> <td>1 lot</td> </tr> </tbody> </table>	<u>Equipment</u>	<u>Capacity</u>	<u>Number of Units</u>	<b>EQUIPMENT</b>	<b>CAPACITY</b>	<b>NUMBER OF UNITS</b>	Elf Truck	35.31ft <sup>3</sup>	1	Welding Machine	500 amp	1	Minor Tools	n/a	1	Backhoe with breaker	(0.80m <sup>3</sup> )	1	Bar bender	n/a	1	Bar cutter	n/a	1	Dump truck	(12yd <sup>3</sup> /9.17m <sup>3</sup> )	1	Scaffolding	n/a	1 lot
<u>Equipment</u>	<u>Capacity</u>	<u>Number of Units</u>																													
<b>EQUIPMENT</b>	<b>CAPACITY</b>	<b>NUMBER OF UNITS</b>																													
Elf Truck	35.31ft <sup>3</sup>	1																													
Welding Machine	500 amp	1																													
Minor Tools	n/a	1																													
Backhoe with breaker	(0.80m <sup>3</sup> )	1																													
Bar bender	n/a	1																													
Bar cutter	n/a	1																													
Dump truck	(12yd <sup>3</sup> /9.17m <sup>3</sup> )	1																													
Scaffolding	n/a	1 lot																													
12	No further instructions.																														
15.1	<p>The bid security shall be in the form of a <i>Bid Securing Declaration</i> or any of the following forms and amounts:</p> <ol style="list-style-type: none"> <li>The amount of not less than <i>2% of ABC</i>, if bid security is in cash, cashier's/manager's check, bank draft/guarantee or irrevocable letter of credit;</li> <li>The amount of not less than <i>5% of ABC</i> if bid security is in Surety Bond.</li> </ol>																														
19.2	No further instructions.																														
20	<p>The following licenses/s and permit/s shall be required:</p> <ol style="list-style-type: none"> <li>Registration certificate form Securities and Exchange Commission (SEC), Department of Trade and Industry (DTI) for sole proprietorship, or Cooperative Development Authority (CDA) for cooperatives of its equivalent document</li> <li>Mayor's or Business permit issued by the city or municipality where the principal place of business of the prospective bidder is located.</li> <li>Tax clearance per E.O. No. 398, s. 2005, as finally reviewed and approved by the Bureau of Internal Revenue (BIR)</li> <li>Valid PCAB License Category: <b>General Building – C &amp; D</b> and Registration of at least <b>Small B – Building &amp; Industrial Plant</b></li> <li>The prospective bidder's audited financial statements, showing, among others, the prospective bidder's total and current assets and liabilities, stamped "received" by the BIR or its duly accredited and authorized institutions, for the preceding calendar year which should not be earlier than two (2) years from the date of bid submission.</li> </ol>																														

	<p>5. Latest income and business tax returns</p> <p>6. Valid licenses issued by the Professional Regulatory Commission (PRC);</p> <p>No other acceptable proof of registration is recognized.</p>
21	<p>Additional contract documents relevant to the Project that may be required by existing laws and/or the Procuring Entity, such as construction schedule and PERT/CPM S-curve, manpower schedule, construction methods, equipment utilization schedule, construction safety and health program approved by the DOLE, and other acceptable tools of project scheduling.</p>

## ***Section IV. General Conditions of Contract***

### **Notes on the General Conditions of Contract**

The General Conditions of Contract (GCC) in this Section, read in conjunction with the Special Conditions of Contract in Section V and other documents listed therein, should be a complete document expressing all the rights and obligations of the parties.

Matters governing performance of the Contractor, payments under the contract, or matters affecting the risks, rights, and obligations of the parties under the contract are included in the GCC and Special Conditions of Contract.

Any complementary information, which may be needed, shall be introduced only through the Special Conditions of Contract.

## ***Section IV. General Conditions of Contract***

### **1. Scope of Contract**

This Contract shall include all such items, although not specifically mentioned, that can be reasonably inferred as being required for its completion as if such items were expressly mentioned herein. All the provisions of RA No. 9184 and its 2016 revised IRR, including the Generic Procurement Manual, and associated issuances, constitute the primary source for the terms and conditions of the Contract, and thus, applicable in contract implementation. Herein clauses shall serve as the secondary source for the terms and conditions of the Contract.

This is without prejudice to Sections 74.1 and 74.2 of the 2016 revised IRR of RA No. 9184 allowing the GPPB to amend the IRR, which shall be applied to all procurement activities, the advertisement, posting, or invitation of which were issued after the effectivity of the said amendment.

### **2. Sectional Completion of Works**

If sectional completion is specified in the **Special Conditions of Contract (SCC)**, references in the Conditions of Contract to the Works, the Completion Date, and the Intended Completion Date shall apply to any Section of the Works (other than references to the Completion Date and Intended Completion Date for the whole of the Works).

### **3. Possession of Site**

3.1 The Procuring Entity shall give possession of all or parts of the Site to the Contractor based on the schedule of delivery indicated in the **SCC**, which corresponds to the execution of the Works. If the Contractor suffers delay or incurs cost from failure on the part of the Procuring Entity to give possession in accordance with the terms of this clause, the Procuring Entity's Representative shall give the Contractor a Contract Time Extension and certify such sum as fair to cover the cost incurred, which sum shall be paid by Procuring Entity.

3.2 If possession of a portion is not given by the above date, the Procuring Entity will be deemed to have delayed the start of the relevant activities. The resulting adjustments in contract time to address such delay may be addressed through contract extension provided under Annex "E" of the 2016 revised IRR of RA No. 9184.

### **4. The Contractor's Obligations**

The Contractor shall employ the key personnel named in the Schedule of Key Personnel indicating their designation, in accordance with **ITB** Clause 10.3 and specified in the **BDS**, to carry out the supervision of the Works.

The Procuring Entity will approve any proposed replacement of key personnel only if their relevant qualifications and abilities are equal to or better than those of the personnel listed in the Schedule.

## **5. Performance Security**

- 5.1. Within ten (10) calendar days from receipt of the Notice of Award from the Procuring Entity but in no case later than the signing of the contract by both parties, the successful Bidder shall furnish the performance security in any of the forms prescribed in Section 39 of the 2016 revised IRR.
- 5.2. The Contractor, by entering into the Contract with the Procuring Entity, acknowledges the right of the Procuring Entity to institute action pursuant to RA No. 3688 against any subcontractor be they an individual, firm, partnership, corporation, or association supplying the Contractor with labor, materials and/or equipment for the performance of this Contract.

## **6. Site Investigation Reports**

The Contractor, in preparing the Bid, shall rely on any Site Investigation Reports referred to in the SCC supplemented by any information obtained by the Contractor.

## **7. Warranty**

- 7.1. In case the Contractor fails to undertake the repair works under Section 62.2.2 of the 2016 revised IRR, the Procuring Entity shall forfeit its performance security, subject its property(ies) to attachment or garnishment proceedings, and perpetually disqualify it from participating in any public bidding. All payables of the GOP in his favor shall be offset to recover the costs.
- 7.2. The warranty against Structural Defects/Failures, except that occasioned-on force majeure, shall cover the period from the date of issuance of the Certificate of Final Acceptance by the Procuring Entity. Specific duration of the warranty is found in the SCC.

## **8. Liability of the Contractor**

Subject to additional provisions, if any, set forth in the SCC, the Contractor's liability under this Contract shall be as provided by the laws of the Republic of the Philippines.

If the Contractor is a joint venture, all partners to the joint venture shall be jointly and severally liable to the Procuring Entity.

## **9. Termination for Other Causes**

Contract termination shall be initiated in case it is determined *prima facie* by the Procuring Entity that the Contractor has engaged, before, or during the implementation of the contract, in unlawful deeds and behaviors relative to contract

acquisition and implementation, such as, but not limited to corrupt, fraudulent, collusive, coercive, and obstructive practices as stated in **ITB** Clause 4.

## **10. Dayworks**

Subject to the guidelines on Variation Order in Annex “E” of the 2016 revised IRR of RA No. 9184, and if applicable as indicated in the **SCC**, the Dayworks rates in the Contractor’s Bid shall be used for small additional amounts of work only when the Procuring Entity’s Representative has given written instructions in advance for additional work to be paid for in that way.

## **11. Program of Work**

11.1. The Contractor shall submit to the Procuring Entity’s Representative for approval the said Program of Work showing the general methods, arrangements, order, and timing for all the activities in the Works. The submissions of the Program of Work are indicated in the **SCC**.

11.2. The Contractor shall submit to the Procuring Entity’s Representative for approval an updated Program of Work at intervals no longer than the period stated in the **SCC**. If the Contractor does not submit an updated Program of Work within this period, the Procuring Entity’s Representative may withhold the amount stated in the **SCC** from the next payment certificate and continue to withhold this amount until the next payment after the date on which the overdue Program of Work has been submitted.

## **12. Instructions, Inspections and Audits**

The Contractor shall permit the GOP or the Procuring Entity to inspect the Contractor’s accounts and records relating to the performance of the Contractor and to have them audited by auditors of the GOP or the Procuring Entity, as may be required.

## **13. Advance Payment**

The Procuring Entity shall, upon a written request of the Contractor which shall be submitted as a Contract document, make an advance payment to the Contractor in an amount not exceeding fifteen percent (15%) of the total contract price, to be made in lump sum, or at the most two installments according to a schedule specified in the **SCC**, subject to the requirements in Annex “E” of the 2016 revised IRR of RA No. 9184.

## **14. Progress Payments**

The Contractor may submit a request for payment for Work accomplished. Such requests for payment shall be verified and certified by the Procuring Entity’s Representative/Project Engineer. Except as otherwise stipulated in the **SCC**, materials and equipment delivered on the site but not completely put in place shall not be included for payment.

## **15. Operating and Maintenance Manuals**

- 15.1. If required, the Contractor will provide “as built” Drawings and/or operating and maintenance manuals as specified in the **SCC**.
- 15.2. If the Contractor does not provide the Drawings and/or manuals by the dates stated above, or they do not receive the Procuring Entity’s Representative’s approval, the Procuring Entity’s Representative may withhold the amount stated in the **SCC** from payments due to the Contractor.

## ***Section V. Special Conditions of Contract***

### **Notes on the Special Conditions of Contract**

Similar to the BDS, the clauses in this Section are intended to assist the Procuring Entity in providing contract-specific information in relation to corresponding clauses in the GCC found in Section IV.

The Special Conditions of Contract (SCC) complement the GCC, specifying contractual requirements linked to the special circumstances of the Procuring Entity, the Procuring Entity's country, the sector, and the Works procured. In preparing this Section, the following aspects should be checked:

- a. Information that complements provisions of the GCC must be incorporated.
- b. Amendments and/or supplements to provisions of the GCC as necessitated by the circumstances of the specific purchase, must also be incorporated.

However, no special condition which defeats or negates the general intent and purpose of the provisions of the GCC should be incorporated herein.



## *Section V. Special Conditions of Contract*

### **Special Conditions of Contract**

GCC Clause	
2	The <b>Intended Completion Date</b> is <u>180 calendar days</u> .
3.1	The <b>Procuring Entity</b> shall give possession of all parts of the Site to the Contractor upon the issuance of Notice to Proceed.
6	No further instructions.
7.2	<p><i>In case of permanent structures, such as buildings of types 4 and 5 as classified under the National Building Code of the Philippines and other structures made of steel, iron, or concrete which comply with relevant structural codes (e.g., DPWH Standard Specifications), such as, but not limited to, steel/concrete bridges, flyovers, aircraft movement areas, ports, dams, tunnels, filtration and treatment plants, sewerage systems, power plants, transmission and communication towers, railway system, and other similar permanent structures: Fifteen (15) years.</i></p> <p><i>In case of semi-permanent structures, such as buildings of types 1, 2, and 3 as classified under the National Building Code of the Philippines, concrete/asphalt roads, concrete river control, drainage, irrigation lined canals, river landing, deep wells, rock causeway, pedestrian overpass, and other similar semi-permanent structures: Five (5) years.</i></p> <p><i>In case of other structures, such as Bailey and wooden bridges, shallow wells, spring developments, and other similar structures: Two (2) years.</i></p>
10	Dayworks are applicable at the rate shown in the Contractor's original Bid.
11.1	The Contractor shall submit the Program of Work showing the general methods, arrangements, order, and timing for all the activities in the Works to the Procuring Entity's Representative within ten (10) days of delivery of the Notice of Award.
11.2	The amount to be withheld for late submission of an updated Program of Work is one percent (1%).
13	Advance payment shall be made only upon the submission to and acceptance by the Procuring Entity. The amount of the advance payment is fifteen percent (15%) of the Contract price.
14	No further instructions.
15.1	If required, the Contractor will provide "as built" Drawings and/or operating and maintenance manuals within thirty (30) calendar days from the completion of the project.
15.2	The amount to be withheld for failing to produce "as built" drawings and/or operating and maintenance manuals by the date required is one percent (1%) of the final contract amount.

## *Section VI. Specifications*

### **Notes on Specifications**

A set of precise and clear specifications is a prerequisite for Bidders to respond realistically and competitively to the requirements of the Procuring Entity without qualifying or conditioning their Bids. In the context of international competitive bidding, the specifications must be drafted to permit the widest possible competition and, at the same time, present a clear statement of the required standards of workmanship, materials, and performance of the goods and services to be procured. Only if this is done will the objectives of economy, efficiency, and fairness in procurement be realized, responsiveness of Bids be ensured, and the subsequent task of bid evaluation facilitated. The specifications should require that all goods and materials to be incorporated in the Works be new, unused, of the most recent or current models, and incorporate all recent improvements in design and materials unless provided otherwise in the Contract.

Samples of specifications from previous similar projects are useful in this respect. The use of metric units is mandatory. Most specifications are normally written specially by the Procuring Entity or its representative to suit the Works at hand. There is no standard set of Specifications for universal application in all sectors in all regions, but there are established principles and practices, which are reflected in these PBDs.

There are considerable advantages in standardizing General Specifications for repetitive Works in recognized public sectors, such as highways, ports, railways, urban housing, irrigation, and water supply, in the same country or region where similar conditions prevail. The General Specifications should cover all classes of workmanship, materials, and equipment commonly involved in construction, although not necessarily to be used in a particular Works Contract. Deletions or addenda should then adapt the General Specifications to the particular Works.

Care must be taken in drafting specifications to ensure that they are not restrictive. In the specification of standards for goods, materials, and workmanship, recognized international standards should be used as much as possible. Where other particular standards are used, whether national standards or other standards, the specifications should state that goods, materials, and workmanship that meet other authoritative standards, and which ensure substantially equal or higher quality than the standards mentioned, will also be acceptable. The following clause may be inserted in the SCC.

#### **Sample Clause: Equivalency of Standards and Codes**

Wherever reference is made in the Contract to specific standards and codes to be met by the goods and materials to be furnished, and work performed or tested, the provisions of the latest current edition or revision of the relevant standards and codes in effect shall apply, unless otherwise expressly stated in the Contract. Where such standards and codes

are national, or relate to a particular country or region, other authoritative standards that ensure a substantially equal or higher quality than the standards and codes specified will be accepted subject to the Procuring Entity's Representative's prior review and written consent. Differences between the standards specified and the proposed alternative standards shall be fully described in writing by the Contractor and submitted to the Procuring Entity's Representative at least twenty-eight (28) days prior to the date when the Contractor desires the Procuring Entity's Representative's consent. In the event the Procuring Entity's Representative determines that such proposed deviations do not ensure substantially equal or higher quality, the Contractor shall comply with the standards specified in the documents.

These notes are intended only as information for the Procuring Entity or the person drafting the Bidding Documents. They should not be included in the final Bidding Documents.

## ***Section VII. Drawings***

*[Insert here a list of Drawings. The actual Drawings, including site plans, should be attached to this section, or annexed in a separate folder.]*

## *Section VIII. Bill of Quantities*

### **Notes on the Bill of Quantities**

#### **Objectives**

The objectives of the Bill of Quantities are:

- a. to provide sufficient information on the quantities of Works to be performed to enable Bids to be prepared efficiently and accurately; and
- b. when a Contract has been entered into, to provide a priced Bill of Quantities for use in the periodic valuation of Works executed.

In order to attain these objectives, Works should be itemized in the Bill of Quantities in sufficient detail to distinguish between the different classes of Works, or between Works of the same nature carried out in different locations or in other circumstances which may give rise to different considerations of cost. Consistent with these requirements, the layout and content of the Bill of Quantities should be as simple and brief as possible.

#### **Daywork Schedule**

A Daywork Schedule should be included only if the probability of unforeseen work, outside the items included in the Bill of Quantities, is high. To facilitate checking by the Entity of the realism of rates quoted by the Bidders, the Daywork Schedule should normally comprise the following:

- a. A list of the various classes of labor, materials, and Constructional Plant for which basic daywork rates or prices are to be inserted by the Bidder, together with a statement of the conditions under which the Contractor will be paid for work executed on a daywork basis.
- b. Nominal quantities for each item of Daywork, to be priced by each Bidder at Daywork rates as Bid. The rate to be entered by the Bidder against each basic Daywork item should include the Contractor's profit, overheads, supervision, and other charges.

#### **Provisional Sums**

A general provision for physical contingencies (quantity overruns) may be made by including a provisional sum in the Summary Bill of Quantities. Similarly, a contingency allowance for possible price increases should be provided as a provisional sum in the Summary Bill of Quantities. The inclusion of such provisional sums often facilitates budgetary approval by avoiding the need to request periodic supplementary approvals as the future need arises. Where such provisional sums or contingency allowances are used, the SCC should state the manner in which they will be used, and under whose authority (usually the Procuring Entity's Representative's).

The estimated cost of specialized work to be carried out, or of special goods to be supplied, by other contractors should be indicated in the relevant part of the Bill of Quantities as a particular provisional sum with an appropriate brief description. A separate procurement procedure is normally carried out by the Procuring Entity to select such specialized contractors. To provide an element of competition among the Bidders in respect of any facilities, amenities, attendance, etc., to be provided by the successful Bidder as prime Contractor for the use and convenience of the specialist contractors, each related provisional sum should be followed by an item in the Bill of Quantities inviting the Bidder to quote a sum for such amenities, facilities, attendance, etc.

### **Signature Box**

A signature box shall be added at the bottom of each page of the Bill of Quantities where the authorized representative of the Bidder shall affix his signature. Failure of the authorized representative to sign each and every page of the Bill of Quantities shall be a cause for rejection of his bid.

These Notes for Preparing a Bill of Quantities are intended only as information for the Procuring Entity or the person drafting the Bidding Documents. They should not be included in the final documents.

## ***Section IX. Checklist of Technical and Financial Documents***

### **Notes on the Checklist of Technical and Financial Documents**

The prescribed documents in the checklist are mandatory to be submitted in the Bid, but shall be subject to the following:

- a. GPPB Resolution No. 09-2020 on the efficient procurement measures during a State of Calamity or other similar issuances that shall allow the use of alternate documents in lieu of the mandated requirements; or
- b. any subsequent GPPB issuances adjusting the documentary requirements after the effectivity of the adoption of the PBDs.

The BAC shall be checking the submitted documents of each Bidder against this checklist to ascertain if they are all present, using a non-discretionary “pass/fail” criterion pursuant to Section 30 of the 2016 revised IRR of RA No. 9184.

**Republic of the Philippines**  
**BIDS AND AWARDS COMMITTEE**  
**City Government of Pasig**

Name of Bidder : \_\_\_\_\_  
Name of Contract : \_\_\_\_\_  
Approved Budget Contract : \_\_\_\_\_  
Bidding Date : \_\_\_\_\_

(Note: Checklist is to be filled up by the BAC only)

**I. TECHNICAL COMPONENT ENVELOPE FOR THE PROCUREMENT OF INFRASTRUCTURE PROJECTS**

***Class "A" Documents***

Legal Documents

- (a) Valid PhilGEPS Certificate of Platinum Registration and Membership with additional caveat in accordance with Section 8.5.2 of the 2016 Revised IRR of RA 9184 amended through GPPB Resolution No. 15-2021, provided that all of Class "A" eligibility documents submitted to PhilGEPS are maintained and updated;

Technical Documents

- (b) Statement of the prospective bidder of all its ongoing government and private contracts, including contracts awarded but not yet started, if any, whether similar or not similar in nature and complexity to the contract to be bid; **and**
- (c) Statement of the bidder's Single Largest Completed Contract (SLCC) similar to the contract to be bid, except under conditions provided under the rules (Contractors under Small A and Small B categories without similar experience on the contract to be bid may be allowed to bid if the cost of such contract is not more than the Allowable Range of Contract Cost (ARCC) of their registration based on the guidelines as prescribed by the PCAB.); **and**
- (d) Special PCAB License in case of Joint Ventures; **and** registration for the type and cost of the contract to be bid; **and**
- (e) Original copy of Bid Security. If in the form of a Surety Bond, submit also a certification issued by the Insurance Commission;  
**or**  
Original copy of Notarized Bid Securing Declaration; **and**
- (f) Project Requirements, which shall include the following:
- a. Organizational chart for the contract to be bid; **and**
- b. List of contractor's key personnel (e.g., Project Manager, Project Engineers, Materials Engineers, and Foremen), to be assigned to the contract to be bid, with their complete qualification and experience data; **and**
- c. Duly signed Manpower Schedule; **and**
- d. List of contractor's major equipment units, which are owned, leased, and/or under purchase agreements, supported by proof of ownership or certification of availability of equipment from the equipment lessor/vendor for the duration of the project, as the case may be; **and**
- e. Equipment utilization schedule; **and**
- f. Duly signed Construction Schedule (PERT/CPM) and S-curve; **and**
- g. Duly signed Construction Method in narrative form; **and**
- h. Construction Safety and Health Program; **and**
- (g) Original duly signed Omnibus Sworn Statement (OSS);



**and** if applicable, Original Notarized Secretary’s Certificate in case of a corporation, partnership, or cooperative; or Original Special Power of Attorney of all members of the joint venture giving full power and authority to its officer to sign the OSS and do acts to represent the Bidder.

Financial Documents

- (h) The prospective bidder’s computation of Net Financial Contracting Capacity (NFCC).

**Class “B” Documents**

- (i) If applicable, duly signed joint venture agreement (JVA) in accordance with RA No. 4566 and its IRR in case the joint venture is already in existence;  
**or**  
 duly notarized statements from all the potential joint venture partners stating that they will enter into and abide by the provisions of the JVA in the instance that the bid is successful.

**NOTE:** Any missing document/s on the above mentioned checklist is a ground for outright disqualification/ rejection of the bid.

**REMARKS:**  **PASSED**  **FAILED**

**ACKNOWLEDGMENT:** (Please see above “note” Do not fill up/sign if documents are marked passed)  
 This is to acknowledge receipt of the first and second envelopes which is being returned because of disqualification due to deficiencies and non-compliance with checklist therein.

\_\_\_\_\_  
 Signature over printed name/Representative of Bidder

\_\_\_\_\_  
 Date Received

CHECKED AND VERIFIED BY:

SIGNATURE:

**ATTY. JOSEPHINE C. LATI-BAGAOISAN**  
 Chairperson

\_\_\_\_\_

**ATTY. DIEGO LUIS S. SANTIAGO**  
 Vice Chairperson

\_\_\_\_\_

**DR. EMMA MEJIA-SANCHEZ**  
 Member

\_\_\_\_\_

**DR. JEANNA V. PLES**  
 Member

\_\_\_\_\_

**ENGR. JOHNNY L. CALATA**  
 Member

\_\_\_\_\_

**MS. RUTH F. ROMANO**  
 Member

\_\_\_\_\_

**DR. STUART G. SANTOS**  
 Member

\_\_\_\_\_

**ATTY. KATHLEEN MAE M. VILLAMIN**  
Alternate Member

\_\_\_\_\_

**MR. JOSE REY Q. ESPINA**  
Alternate Member

\_\_\_\_\_

Attested by:

**ATTY. PONCE MIGUEL D. LOPEZ**  
Officer In Charge, Procurement Management Office

**Republic of the Philippines  
BIDS AND AWARDS COMMITTEE  
City Government of Pasig**

Name of Bidder : \_\_\_\_\_  
Name of Contract : \_\_\_\_\_  
Approved Budget Contract: \_\_\_\_\_  
Bidding Date : \_\_\_\_\_

(Note: Checklist is to be filled up by the BAC only)

**II. FINANCIAL COMPONENT ENVELOPE FOR THE PROCUREMENT OF INFRASTRUCTURE PROJECTS**

(j) Original of duly signed and accomplished Financial Bid Form; **and**

Other documentary requirements under RA No. 9184

(k) Original of duly signed Bid Prices in the Bill of Quantities; **and**

(l) Duly accomplished Detailed Estimates Form, including a summary sheet indicating the unit prices of construction materials, labor rates, and equipment rentals used in coming up with the Bid; **and**

(m) Cash Flow by Quarter.

**NOTE:**

Any missing document/s on the above-mentioned checklist is a ground for outright disqualification/ rejection of the bid.

**REMARKS:**  PASSED  FAILED

---

**ACKNOWLEDGMENT:** (Please see above "note" Do not fill up/sign if documents are marked passed)

This is to acknowledge receipt of the first and second envelopes which is being returned because of disqualification due to deficiencies and non-compliance with checklist therein.

\_\_\_\_\_  
Signature over printed name/Representative of Bidder

\_\_\_\_\_  
Date Received

CHECKED AND VERIFIED BY:

SIGNATURE:

**ATTY. JOSEPHINE C. LATI-BAGAOISAN**  
Chairperson

\_\_\_\_\_

**ATTY. DIEGO LUIS S. SANTIAGO**  
Vice Chairperson

\_\_\_\_\_

**DR. EMMA MEJIA-SANCHEZ**  
Member

\_\_\_\_\_

**DR. JEANNA V. PLES**  
Member

\_\_\_\_\_

**ENGR. JOHNNY L. CALATA**  
Member

\_\_\_\_\_

**MS. RUTH F. ROMANO**

Member

---

**DR. STUART G. SANTOS**

Member

---

**ATTY. KATHLEEN MAE M. VILLAMIN**

Alternate Member

---

**MR. JOSE REY Q. ESPINA**

Alternate Member

---

Attested by:

**ATTY. PONCE MIGUEL D. LOPEZ**

Officer In Charge, Procurement Management Office

## Omnibus Sworn Statement (Revised)

*[shall be submitted with the Bid]*

---

REPUBLIC OF THE PHILIPPINES )  
CITY/MUNICIPALITY OF \_\_\_\_\_)S.S.

### AFFIDAVIT

I, [Name of Affiant], of legal age, [Civil Status], [Nationality], and residing at [Address of Affiant], after having been duly sworn in accordance with law, do hereby depose and state that:

1. *[Select one, delete the other:]*

*[If a sole proprietorship:]* I am the sole proprietor or authorized representative of [Name of Bidder] with office address at [address of Bidder];

*[If a partnership, corporation, cooperative, or joint venture:]* I am the duly authorized and designated representative of [Name of Bidder] with office address at [address of Bidder];

2. *[Select one, delete the other:]*

*[If a sole proprietorship:]* As the owner and sole proprietor, or authorized representative of [Name of Bidder], I have full power and authority to do, execute and perform any and all acts necessary to participate, submit the bid, and to sign and execute the ensuing contract for [Name of the Project] of the [Name of the Procuring Entity], as shown in the attached duly notarized Special Power of Attorney;

*[If a partnership, corporation, cooperative, or joint venture:]* I am granted full power and authority to do, execute and perform any and all acts necessary to participate, submit the bid, and to sign and execute the ensuing contract for [Name of the Project] of the [Name of the Procuring Entity], as shown in the attached [state title of attached document showing proof of authorization (e.g., duly notarized Secretary's Certificate, Board/Partnership Resolution, or Special Power of Attorney, whichever is applicable)];

3. [Name of Bidder] is not "blacklisted" or barred from bidding by the Government of the Philippines or any of its agencies, offices, corporations, or Local Government Units, foreign government/foreign or international financing institution whose blacklisting rules have been recognized by the Government Procurement Policy Board, **by itself or by relation, membership, association, affiliation, or controlling interest with another blacklisted person or entity as defined and provided for in the Uniform Guidelines on Blacklisting;**

4. Each of the documents submitted in satisfaction of the bidding requirements is an authentic copy of the original, complete, and all statements and information provided therein are true and correct;

5. [Name of Bidder] is authorizing the Head of the Procuring Entity or its duly authorized representative(s) to verify all the documents submitted;

6. *[Select one, delete the rest:]*

*[If a sole proprietorship:]* The owner or sole proprietor is not related to the Head of the Procuring

Entity, members of the Bids and Awards Committee(BAC), the Technical Working Group, and the BAC Secretariat, the head of the Project Management Office or the end-user unit, and the project consultants by consanguinity or affinity up to the third civil degree;

*[If a partnership or cooperative:]* None of the officers and members of *[Name of Bidder]* is related to the Head of the Procuring Entity, members of the Bids and Awards Committee (BAC), the Technical Working Group, and the BAC Secretariat, the head of the Project Management Office or the end-user unit, and the project consultants by consanguinity or affinity up to the third civil degree;

*[If a corporation or joint venture:]* None of the officers, directors, and controlling stockholders of *[Name of Bidder]* is related to the Head of the Procuring Entity, members of the Bids and Awards Committee(BAC),the Technical Working Group, and the BAC Secretariat, the head of the Project Management Office or the end-user unit, and the project consultants by consanguinity or affinity up to the third civil degree;

7. *[Name of Bidder]* complies with existing labor laws and standards; and
8. *[Name of Bidder]* is aware of and has undertaken the responsibilities as a Bidder in compliance with the Philippine Bidding Documents, which includes:
  - a. Carefully examining all of the Bidding Documents;
  - b. Acknowledging all conditions, local or otherwise, affecting the implementation of the Contract;
  - c. Making an estimate of the facilities available and needed for the contract to be bid, if any; and
  - d. Inquiring or securing Supplemental/Bid Bulletin(s) issued for the *[Name of the Project]*.
9. *[Name of Bidder]* did not give or pay directly or indirectly, any commission, amount, fee, or any form of consideration, pecuniary or otherwise, to any person or official, personnel or representative of the government in relation to any procurement project or activity.
10. **In case advance payment was made or given, failure to perform or deliver any of the obligations and undertakings in the contract shall be sufficient grounds to constitute criminal liability for Swindling (Estafa) or the commission of fraud with unfaithfulness or abuse of confidence through misappropriating or converting any payment received by a person or entity under an obligation involving the duty to deliver certain goods or services, to the prejudice of the public and the government of the Philippines pursuant to Article 315 of Act No. 3815 s. 1930, as amended, or the Revised Penal Code.**

IN WITNESS WHEREOF, I have hereunto set my hand this \_\_\_day of \_\_\_, 20\_\_at \_\_\_\_\_, Philippines.

*[Insert NAME OF BIDDER OR ITS AUTHORIZED REPRESENTATIVE]*

*[Insert signatory's legal capacity]*  
Affiant

**[Jurat]**

*[Format shall be based on the latest Rules on Notarial Practice]*

## **Bid Securing Declaration Form**

*[shall be submitted with the Bid if bidder opts to provide this form of bid security]*

---

REPUBLIC OF THE PHILIPPINES)  
CITY OF \_\_\_\_\_) S.S.

### **BID SECURING DECLARATION** **Project Identification No.: *[Insert number]***

To: *[Insert name and address of the Procuring Entity]*

I/We, the undersigned, declare that:

1. I/We understand that, according to your conditions, bids must be supported by a Bid Security, which may be in the form of a Bid Securing Declaration.
2. I/We accept that: (a) I/we will be automatically disqualified from bidding for any procurement contract with any procuring entity for a period of two (2) years upon receipt of your Blacklisting Order; and, (b) I/we will pay the applicable fine provided under Section 6 of the Guidelines on the Use of Bid Securing Declaration, within fifteen (15) days from receipt of the written demand by the procuring entity for the commission of acts resulting to the enforcement of the bid securing declaration under Sections 23.1(b), 34.2, 40.1 and 69.1, except 69.1 (f), of the IRR of RA No.9184; without prejudice to other legal action the government may undertake.
3. I/We understand that this Bid Securing Declaration shall cease to be valid on the following circumstances:
  - a. Upon expiration of the bid validity period, or any extension there of pursuant to your request;
  - b. I am/we are declared ineligible or post-disqualified upon receipt of your notice to such effect, and (i) I/we failed to timely file a request for reconsideration or (ii) I/we filed a waiver to avail of said right; and
  - c. I am/we are declared the bidder with the Lowest Calculated Responsive Bid, and I/we have furnished the performance security and signed the Contract.

IN WITNESS WHEREOF, I/We have here unto set my/our hand/s this \_\_\_\_\_ day of *[month]**[year]* at *[place of execution]*.

*[Insert NAME OF BIDDER OR ITS AUTHORIZED  
REPRESENTATIVE]*

*[Insert signatory's legal capacity]*  
Affiant

**[Jurat]**

*[Format shall be based on the latest Rules on Notarial Practice]*

**Statement of All Ongoing Government and Private Contracts Including Contracts Awarded But Not Yet Started, If Any, Whether Similar or Not in Nature and Complexity to the Contract to be Bid**

Business Name: \_\_\_\_\_

Business Address: \_\_\_\_\_

Name of the Contract and Project Location	a. Owner's Name b. Address c. Telephone Nos.	Nature of Work	Amount of Contract and Value of Outstanding Contract	a. Date of Contract b. Duration of the Contract c. Estimated Date of Completion	Bidder's Role		% of Accomplishment (based on latest % accomplishment report with a cut-off date of not earlier than October 2023)	
					Description	%	Planned	Actual
<b>Ongoing</b>								
<b>Contracts Awarded But Not Yet Started</b>								



--	--	--	--	--	--	--	--	--

Note: Bidder shall attach any of the following latest accomplishment report with a cut-off date of not earlier than October 2023, showing the percentages of planned and actual accomplishments:

- a. Statement of Work Accomplished showing the percentages of planned and actual accomplishments, or
- b. Updated Schedule Bar Chart with S-Curve, or
- c. Any similar report showing the percentages of planned and actual accomplishments of the project.

Said reports must be duly signed by the project owner or its representative. The absence of such document is a ground for disqualification of the Bidder.

Submitted by : \_\_\_\_\_  
(Printed Name & Signature)

Designation : \_\_\_\_\_

Date : \_\_\_\_\_

## Statement of Single Largest Completed Contract (SLCC)

**(Similar to the contract to be bid, within the last five (5) years from the date of submission and receipt of bids, the value of which must be at least fifty percent (50%) of the ABC)**

Business Name: \_\_\_\_\_

Business Address: \_\_\_\_\_

Name of the Contract	a. Owner's Name b. Address c. Telephone Nos.	Nature of Work	Amount of Contract	a. Date of Contract b. Duration of the Contract c. Date Completed	Bidder's Role		Total Contract Value at Completion
					Description	%	

Note: Attach a copy of the: 1) Notice of Award, Notice to Proceed, and/or official receipt(s); and 2) Certificate of Final Acceptance/Certificate of Satisfactory Completion. All the SLCC required documents should be issued by the client for the specified SLCC.

Submitted by : \_\_\_\_\_

(Printed Name & Signature)

Designation : \_\_\_\_\_

Date: : \_\_\_\_\_

**NFCC COMPUTATION FOR ELIGIBILITY CHECK**

A. Summary of the Applicant Supplier’s/Distributor’s/Manufacturer’s assets and liabilities on the basis of the attached income tax return and audited financial statement, stamped “RECEIVED” by the Bureau of Internal Revenue or BIR authorized collecting agent, for the immediately preceding year and a certified copy of Schedule of Fixed Assets particularly the list of construction equipment.

	Year 20_____
1.Total Assets	
2.Current Assets	
3.Total Liabilities	
4.Current Liabilities	
5.Net Worth(1-3)	
6.Net Working Capital (2-4)	

B. The Net Financial Contracting Capacity (NFCC) based on the above data is computed as follows:

**NFCC = [(Current assets minus current liabilities) (15)] minus the value of all outstanding or uncompleted portions of the projects under ongoing contracts, including awarded contracts yet to be started, coinciding with the contract to be bid.**

The values of the domestic bidder's current assets and current liabilities shall be based on the latest Audited Financial Statements (AFS) submitted to the BIR.

NFCC=P\_\_\_\_\_

Submitted by:

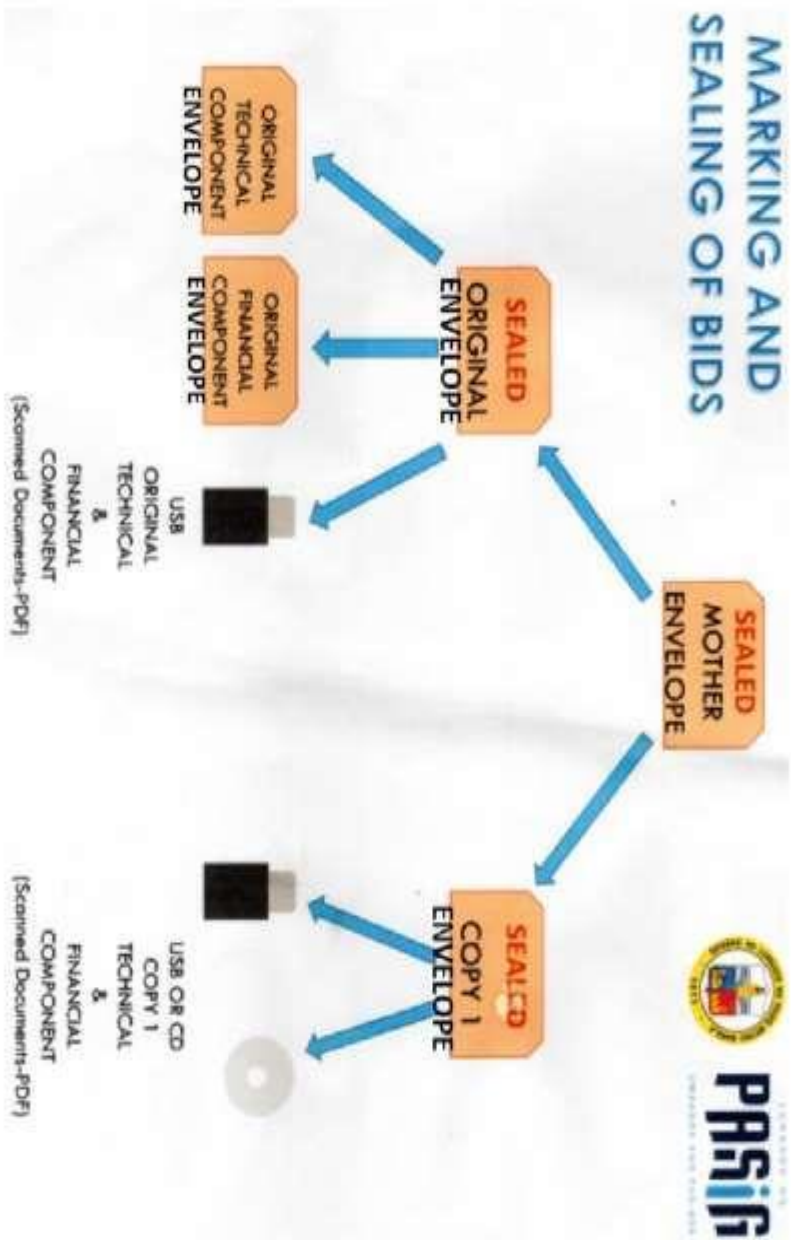
\_\_\_\_\_

Name of Supplier/ Distributor/ Manufacturer:

\_\_\_\_\_  
Signature of Authorized Representative:

\_\_\_\_\_  
Date:

# MARKING AND SEALING OF BIDS





Form No. : \_\_\_\_\_  
Date : \_\_\_\_\_  
Page No. : 1 of 9

Name of Project : **MAJOR IMPROVEMENT OF PASIG BLISS VILLAGE III (MORTUARY, MULTI-PURPOSE BUILDING, GAZEBO AND OPEN SPACE)**

Location : **WESTBANK FLOODWAY, BRGY. MAYBUNGA, PASIG CITY**

Source of Funds : \_\_\_\_\_

Issued Obligated Author : \_\_\_\_\_

Calendar Days to Complete : 180  
Desirable Starting Date : \_\_\_\_\_

DESCRIPTION	NO.	DESCRIPTION	NO.
WELDING MACHINE	1	SCAFFOLDING	1 LOT
Elf Truck	1	MINOR TOOLS	1 LOT

DESCRIPTION	NO.	DESCRIPTION	NO.
CIVIL ENGR	1	MASTER PLUMBER	1
ELECTRICAL ENGR	1	SAFETY OFFICER	1
SKILLED WORKER	5	PLUMBER	1

**ESTIMATED COST OF PROPOSED WORK:**

ITEM NO.	DESCRIPTION	% Wt.	QUANTITY	UNIT	UNIT COST	AMOUNT
1.0	MOBLIZATION & DEMOBILIZATION	0.97%	1.00	lot		
2.0	PRELIMINARIES					
	- Temporary Barricade and Protection Net		50.00	lm		
	- Bunkhouse / Temporary Facilities		40.00	sq.m		
	- Occupational Safety and Health Program		6.00	mos		
	- Rental of Scaffoldings		40.00	sq.m		
		4.07%				
3.0	MULTIPURPOSE IMPROVEMENT WORKS					
	- Dismantling of Existing dilapidated Gutter		60.00	ln.m		
	- Replacement of Gutter		60.00	ln.m		
	- Dismantling of dilapidated floor tiles		217.10	sq.m		
	- 60x60 Non-skid Homogenous Porcelain Tiles		217.10	sq.m		
	- Replacement of dilapidated door knob		4.00	pcs		
	- Replacement of 0.6x2.1m pvc door with jamb and accs		1.00	set		
	- Dismantling of dilapidated ceiling		66.88	sq.m		
	- Replacement of ceiling		66.88	sq.m		
	- Repair and Repainting of existing roof		102.66	sq.m		
	- Repair of dilapidated awning window		4.35	sq.m		
	- Surface Preparation		262.50	sq.m		
	- Repainting of exterior and interior walls and celing		1,050.00	sq.m		
		5.09%				
3.1	- PLUMBING WORKS					
	PLUMBING FIXTURES					
	FIXTURE UNIT and ACCESSORIES					
	Water Closet w/ Complete Accessories		4.00	units		
	Lavatory w/ Complete Accessories		4.00	units		
	Floor Drain		4.00	units		
	Sink		2.00	units		
	Faucet (Brass)		5.00	units		
		0.97%				
3.2	- ELECTRICAL WORKS					
3.2.1	LIGHTING FIXTURES AND WIRING DEVICES					
	- Surfaced-Type Luminare, Housing made of sheet, powder coated in white resins, parabolic mirrorized aluminum reflector and multi-lined satin finished louvers, 2x18W LED lamp, 30t-40t burning hours, (600x600x80mm), 180-264V, 150 Lumens per lamp or higher.		32	sets		
	Downlight, 6"Ø, 6-12W LED, Daylight, with LED Driver		5	sets		
	Emergency Light, Twin Head LED Bulb, 230V, 20-30 Hours back up battery run time.		5	pcs		
	Simplex Outlet, 16A rating with grounding universal type, with cover plate, wide type, white		5	sets		
	Duplex Outlet, 16A rating with grounding universal type, with cover plate, wide type, white		18	sets		
	One Gang Switch, Wide Type, 10A rating, with cover plate, white		6	sets		
	Two Gang Switch, Wide Type, 10A rating, with cover plate, white		5	sets		
	3-Way Switch, One Gang, Wide Type, 10A rating, with cover plate, white		2	sets		





Name of Project : MAJOR IMPROVEMENT OF PASIG BLISS VILLAGE III (MORTUARY, MULTI-PURPOSE BUILDING, GAZEBO AND OPEN SPACE)  
Location : WESTBANK FLOODWAY, BRGY. MAYBUNGA, PASIG CITY

ESTIMATED COST OF PROPOSED WORK:

ITEM NO.	DESCRIPTION	% Wt.	QUANTITY	UNIT	UNIT COST	AMOUNT
3.2.2	<b>PANELBOARD AND CIRCUIT BREAKERS</b>					
	-MAIN: "PB1" LIGHTING AND POWER PANEL		1	assy		
	Main: 80AT, 100AF, 2P, 10KAIC, MCCB, Common Trip					
	Branches: 4-20AT, 50AF, 2P, 10KAIC, MCCB, Common Trip					
	Branches: 4-30AT, 50AF, 2P, 10KAIC, MCCB, Common Trip					
	Spares: 4-40AT, 50AF, 2P, 10KAIC, MCCB, Common Trip					
	in NEMA 1 Enclosure, Bolt-on Type, with Grounding Terminal Blocks, Powder Coated, G.I. Gauge #16, Surface Mounted, with nameplates on panel body and circuit breakers, with lock and keys.					
			1	assy		
	-MAIN: "MDP" LIGHTING AND POWER PANEL					
	Main: 100AT, 100AF, 2P, 10KAIC, MCCB, Common Trip					
	Branches: 1-80AT, 100AF, 2P, 10KAIC, MCCB, Common Trip					
	1-50AT, 50AF, 2P, 10KAIC, MCCB, Common Trip					
	in NEMA 4X Enclosure, Bolt-on Type, with Grounding Terminal Blocks, Powder Coated, G.I. Gauge #16, Surface Mounted, with nameplates on panel body and circuit breakers, with lock and keys.					
3.2.3	<b>WIRES AND CABLES</b>					
	30mm <sup>2</sup> THHN Stranded (Black,Green)		10	l.m.		
	22mm <sup>2</sup> THHN Stranded (Black,Green)		150	l.m.		
	8.0mm <sup>2</sup> THHN Stranded (Black,Green)		80	l.m.		
	3.5mm <sup>2</sup> THHN Stranded (Black,Green)		772	l.m.		
	2.0mm <sup>2</sup> THHN Stranded (Black,Green)		386	l.m.		
3.2.4	<b>CONDUITS, FITTINGS, AND SUPPORTS</b>					
	40mm $\phi$ (1-1/2") PVC Pipe		27	lgs		
	20mm $\phi$ (1/2") PVC Pipe		129	lgs		
	PVC Cement, 400cc		2	cans		
	40mm $\phi$ (1-1/2") RSC Pipe		2	lgs		
	40mm $\phi$ (1-1/2") Service Entrance Cap, Aluminum		1	pc		
	20mm $\phi$ x 3000mm Cu Clad Ground Rod including ground clamp		2	pcs		
	5/8 x 18", 1-1/2 eye inside $\phi$ x 2", oval eyebolt with square nut		2	pcs		
	Machine Bolt, 5/8" $\phi$ x 5"		6	pcs		
	G.I. Wire #16		7	kgs		
	Other Accessories (Supports, Locknut and Bushing, Clamp, Elbow, Male Adapter, End Bell etc.)		1	lot		
3.2.5	<b>BOXES</b>					
	Junction Box #16, Deep Type		37	pcs		
	Utility Box #16, Deep Type		36	pcs		
3.2.6	<b>MISCELLANEOUS</b>					
	Vinyl Electrical Tape, 0.16mm x 19mm x 16m, Black		8	rolls		
		3.36%				
4.0	<b>MORTUARY IMPROVEMENT WORKS</b>					
	- Dismantling and hauling of Existing dilapidated Roof		40.00	sq.m		
	- Installation of GA 24 Rib Type Roof with gutter, flashing and other accs		40.00	sq.m		
	- Dismantling and hauling of dilapidated ceiling		92.00	sq.m		
	- Installation of fiber cement ceiling		92.00	sq.m		
	- Dismantling and hauling of dilapidated floor tiles		99.61	sq.m		
	- 60x60 Non-skid Homogenous Porcelain Tiles		99.61	sq.m		
	- 30x30 Non-skid Homogenous Porcelain Tiles		38.61	sq.m		
	- Dismantling and replacement of dilapidated kitchen sink with counter top and cabinet with accs		2.00	sets		
	- Replacement of dilapidated flush door with jamb and accs		1.00	set		
	- Replacement of 0.6x2.1m pvc door with jamb and accs		2.00	set		



Name of Project : MAJOR IMPROVEMENT OF PASIG BLISS VILLAGE III (MORTUARY, MULTI-PURPOSE BUILDING, GAZEBO AND OPEN SPACE)  
Location : WESTBANK FLOODWAY, BRGY. MAYBUNGA, PASIG CITY

ESTIMATED COST OF PROPOSED WORK:

ITEM NO.	DESCRIPTION	% Wt.	QUANTITY	UNIT	UNIT COST	AMOUNT
	- Rehabilitation of wall cladding bricks		84.40	sq.m		
	- Waterproofing		5.00	sq.m		
	- Surface Preparation		103.16	sq.m		
	- Painting of ceiling		51.39	sq.m		
	- Painting of steel		16.25	sq.m		
	- Repainting of exterior and interior walls		345.00	sq.m		
		4.00%				
4.1	- PLUMBING WORKS					
	EARTHWORKS					
	- Concrete breaking		19.00	sq.m		
	- Concrete Cutting		42.00	ln.m		
	- Excavation (Surplus Common)		14.00	cu.m		
	- Hauling and Disposal		7.00	cu.m		
		0.13%				
	(Use PVC Pipes and Fittings of S-1000, SDR 35, ASTM D2729 and ISO 3633)					
	SEWER LINES:					
	PVC PIPE 4"X3m		18.00	length		
	PVC PIPE 2"X3m		9.00	length		
	PVC WYE 4"X4"		8.00	pcs		
	PVC WYE REDUCER 4"X2"		8.00	pcs		
	PVC ELBOW 4"X90°		10.00	pcs		
	PVC ELBOW 2"X90°		10.00	pcs		
	PVC ELBOW 4"X45°		10.00	pcs		
	PVC ELBOW 2"X45°		3.00	pcs		
	PVC TEE 4"X2"		3.00	pcs		
	PVC TEE 4"		6.00	pcs		
	PVC P-TRAP 2"		4.00	pcs		
	PVC CLEAN-OUT 4"		6.00	pcs		
	SOLVENT 400cc		4.00	can		
	Metal Hangers w/ Expansion Bolt		10.00	pcs		
	REPAIR OF WATER LINES:					
	PPR PIPE 20 (1/2") x 4m		12.00	length		
	PPR PIPE 25 (1") x 4m		6.00	length		
	PPR ELBOW 20(1/2")		10.00	pcs		
	PPR ELBOW 25(3/4")		9.00	pcs		
	PPR TEE 20 (1/2")		9.00	pcs		
	PPR TEE 25 (3/4")		3.00	pcs		
	PPR TEE REDUCER 25mm x 20mm		3.00	pcs		
	PPR MALE ADAPTER 20mm		6.00	pcs		
	PPR MALE ADAPTER 25mm		6.00	pcs		
	PPR ELBOW FEMALE ADAPTER 20mm		10.00	pcs		
	PPR TEE FEMALE ADAPTER 20mm		10.00	pcs		
	PPR END CAP 20mm		3.00	pcs		
	PPR COUPLINF RED. 25mm X @20mm		9.00	pcs		
	PPR COUPLING 25mm		9.00	pcs		
	PPR COUPLING 20mm		9.00	pcs		
	GATE VALVE 1/2" KITZ		2.00	pcs		
	GATE VALVE 3/4" KITZ		2.00	pcs		
	Metal Hangers w/ Expansion Bolt		12.00	pcs		
	RIQ-40 (UP TO 40mm)		1.00	UNIT		
	Plumbing Fixture					
	Water closet		2.00	unit/		
	Lavatory (ordinary)		2.00	unit/		
	Floor Drain		9.00	unit/		
	Sink		2.00	unit/		



Name of Project : MAJOR IMPROVEMENT OF PASIG BLISS VILLAGE III (MORTUARY, MULTI-PURPOSE BUILDING, GAZEBO AND OPEN SPACE)  
Location : WESTBANK FLOODWAY, BRGY. MAYBUNGA, PASIG CITY

ESTIMATED COST OF PROPOSED WORK:

ITEM NO.	DESCRIPTION	% Wt.	QUANTITY	UNIT	UNIT COST	AMOUNT
	Septic Tank		25.00	bags		
	Cement		3.00	cu.m		
	Sand		2.00	cu.m		
	Gravel 3/4		219.00	pcs		
	CHB # 6		60.00	pcs		
	12mm $\varnothing$ Deformed Bar		10.00	pcs		
	10mm $\varnothing$ Deformed Bar		10.00	kilo		
	#16 G.I. Tie Wire		3.00	pcs		
	plywood 3/4"x4'x8'		10.00	pcs		
	coco lumber 2"x4"x12'		5.00	kilo		
	nail assorted size	2.29%				
<b>4.2</b>	<b>- ELECTRICAL WORKS</b>					
	<b>LIGHTING FIXTURES AND WIRING DEVICES</b>					
	- Surfaced-Type Luminare, Housing made of sheet, powder coated in white resins, parabolic mirrorized aluminum reflector and multi-lined satin finished louvers, 2x18W LED lamp, 30t-40t burning hours, (600x600x80mm), 180-264V, 150 Lumens per lamp or higher.		11	sets		
	Downlight, 6" $\varnothing$ , 6-12W LED, Daylight, with LED Driver		2	sets		
	Emergency Light, Twin Head LED Bulb, 230V, 20-30 Hours back up battery run time.		2	pcs		
	Simplex Outlet, 16A rating with grounding universal type, with cover plate, wide type, white		2	sets		
	Duplex Outlet, 16A rating with grounding universal type, with cover plate, wide type, white		10	sets		
	One Gang Switch, Wide Type, 10A rating, with cover plate, white		5	sets		
	Two Gang Switch, Wide Type, 10A rating, with cover plate, white		2	sets		
	<b>PANELBOARD AND CIRCUIT BREAKERS</b>					
	MAIN: "PB2" LIGHTING AND POWER PANEL		1	assy		
	Main: 50AT, 50AF, 2P, 10KAIC, MCCB, Common Trip					
	Branches: 2-20AT, 50AF, 2P, 10KAIC, MCCB, Common Trip					
	Branches: 4-30AT, 50AF, 2P, 10KAIC, MCCB, Common Trip					
	Spares: 2-30AT, 50AF, 2P, 10KAIC, MCCB, Common Trip					
	in NEMA 1 Enclosure, Bolt-on Type, with Grounding Terminal Blocks, Powder Coated, G.I. Gauge #16, Surface Mounted, with nameplates on panel body and circuit breakers, with lock and keys.					
	<b>WIRES AND CABLES</b>					
	14mm <sup>2</sup> THHN Stranded (Black,Green)		200	l.m.		
	8.0mm <sup>2</sup> THHN Stranded (Black,Green)		100	l.m.		
	3.5mm <sup>2</sup> THHN Stranded (Black,Green)		354	l.m.		
	2.0mm <sup>2</sup> THHN Stranded (Black,Green)		177	l.m.		
	<b>CONDUITS, FITTINGS, AND SUPPORTS</b>					
	32mm $\varnothing$ (1") PVC Pipe		30	lgs		
	20mm $\varnothing$ (1/2") PVC Pipe		60	lgs		
	PVC Cement, 400cc		1	can		
	20mm $\varnothing$ x 3000mm Cu Clad Ground Rod including ground clamp		1	pc		
	5/8 x 18", 1-1/2 eye inside $\varnothing$ x 2", oval eyebolt with square nut		1	pc		
	Machine Bolt, 5/8" $\varnothing$ x 5"		3	pcs		
	G.I. Wire #16		3	kgs		
	Other Accessories (Supports, Locknut and Bushing, Clamp, Elbow, Male Adapter, End Bell etc.)		1	lot		
	<b>BOXES</b>					
	Junction Box #16, Deep Type		13	pcs		
	Utility Box #16, Deep Type		19	pcs		





Name of Project : MAJOR IMPROVEMENT OF PASIG BLISS VILLAGE III (MORTUARY, MULTI-PURPOSE BUILDING, GAZEBO AND OPEN SPACE)  
Location : WESTBANK FLOODWAY, BRGY. MAYBUNGA, PASIG CITY

ESTIMATED COST OF PROPOSED WORK:

ITEM NO.	DESCRIPTION	% Wt.	QUANTITY	UNIT	UNIT COST	AMOUNT
	<b>MISCELLANEOUS</b>					
	Vinyl Electrical Tape, 0.16mm x 19mm x 16m, Black		4	rolls		
	<b>CIVIL WORKS</b>					
	Service Entrance Post (10" x 10" x 12')		2.00	sets		
		2.25%				
<b>5.0</b>	<b>GAZEBO TO NEW MULTIPURPOSE BUILDING</b>					
<b>5.1</b>	<b>EARTHWORKS</b>					
	Site Clearing		210.00	sq.m		
	Breaking of concrete flooring with Disposal		72.00	sq.m		
	Excavation		112.20	cu.m		
	Backfilling with tampering		90.00	cu.m		
	Filling Materials		15.00	cu.m		
	Soil Poisoning		100.00	sq.m		
		1.07%				
<b>5.2</b>	<b>FORMWORKS AND CONCRETE WORKS</b>					
	Formworks		458.00	sq.m		
	Reinforcing Rebars 16mm dia and 12mm dia (Grade 60)		11,980.00	kls		
	Ready Mix Concrete 4,000psi, 14days		80.00	cu.m		
	Rental of Pumpcrete and Set up		1.00	set		
		18.94%				
<b>5.3</b>	<b>MASONRY AND TILING WORKS</b>					
	CHB Wall , 6"thk with reinforcement		137.58	sq.m		
	CHB Wall , 4"thk with reinforcement		76.80	sq.m		
	Floor Topping		200.00	sq.m		
	Plastering, Interior		234.90	sq.m		
	Plastering, Exterior		158.10	sq.m		
	600mmx600mm Floor tiles, Synthetic Granite		150.00	sq.m		
	300mmx300mm floor tiles, floor tiles and wall tiles		40.00	sq.m		
	Water Proofing		5.00	sq.m		
	Stampcrete		110.00	sq.m		
		6.24%				
<b>5.4</b>	<b>CARPENTRY WORKS / FINISHING WORKS</b>					
	Ceiling, 4.0mm thk Ficem Board with Steel Frame		260.00	sq.m		
	2-800mm Panel Door, French Type		4.00	set		
	1600mmx2400mmx50mmx150mm Door Jamb		4.00	set		
	800mm Flush Door with 50mm x 100mm Door Jamb and lockset		6.00	set		
	600mm Flush Door with 50mmx100mm Door Jamb and lockset		2.00	set		
	1500mmx2400mm, Steel Gate		1.00	set		
	2000mmx2600mm Aluminum Window		9.00	set		
	2000mmx1600mm Aluminum Window		4.00	set		
	600mmx1800mm Aluminum Window		4.00	set		
	600mmx600mm Aluminum Window		2.00	set		
	Stainless Steel Signages		1.00	lot		
	Cabinets at Pantry		1.00	lot		
		6.04%				
<b>5.5</b>	<b>PAINTING WORKS</b>					
	Masonry Walls and Ceiling		720.60	sq.m		
	Doors, Varnish		61.60	sq.m		
		1.57%				
<b>5.6</b>	<b>STEEL AND TINSMITHRY WORKS</b>					
	0.60mm Ga 24 thk Pre-Painted Rib Type Long Span Roof with accs Roofing Gutter, ridge roll and flashing , Pre Painted Ga 24		285.55	sq.m		
	Handrail / Railing		5.00	ln.m		
	6mm thk x 62.5mm x 62.5mm Angle Bar A36		2,100.00	kls		
	4mm thk x 50mm x 50mm Angle Bar A36		720.00	kls		
	1.5mm thk x 50mm x 100mm C Purlins		955.26	kls		



Name of Project : MAJOR IMPROVEMENT OF PASIG BLISS VILLAGE III (MORTUARY, MULTI-PURPOSE BUILDING, GAZEBO AND OPEN SPACE)  
Location : WESTBANK FLOODWAY, BRGY. MAYBUNGA, PASIG CITY

ESTIMATED COST OF PROPOSED WORK:

ITEM NO.	DESCRIPTION	% Wt.	QUANTITY	UNIT	UNIT COST	AMOUNT
	12mm Dia Plain Round Bar , Sagrod		80.10	kls		
	4mm x 25mm Flat Bar		185.00	kls		
		5.63%				
<b>5.7</b>	<b>PLUMBING WORKS</b>					
	(Use PVC Pipes and Fittings of S-1000, SDR 35, ASTM D2729 and ISO 3633)					
<b>5.7.1</b>	<b>SEWER LINES:</b>					
	PVC PIPE 4"X 3m		20.00	length		
	PVC PIPE 2"X 3m		12.00	length		
	PVC WYE 4"X4"		8.00	pcs		
	PVC WYE REDUCER 4"X2"		8.00	pcs		
	PVC ELBOW 4"X90°		8.00	pcs		
	PVC ELBOW 2"X90°		10.00	pcs		
	PVC ELBOW 4"X45°		10.00	pcs		
	PVC ELBOW 2"X45°		10.00	pcs		
	PVC TEE 4"X2"		3.00	pcs		
	PVC TEE 4"		3.00	pcs		
	PVC TEE 2"		6.00	pcs		
	PVC P-TRAP 2"		4.00	pcs		
	PVC CLEAN-OUT 4"		6.00	pcs		
	SOLVENT 400cc		4.00	can		
	Metal Hangers w/ Expansion Bolt		10.00	pcs		
		0.65%				
<b>5.7.2</b>	<b>WATER LINES:</b>					
	PPR PIPE 20 (1/2") x 4m		14.00	length		
	PPR PIPE 25 (1") x 4m		7.00	length		
	PPR ELBOW 20(1/2")		10.00	pcs		
	PPR ELBOW 25(3/4")		9.00	pcs		
	PPR TEE 20 (1/2")		9.00	pcs		
	PPR TEE 25 (3/4")		3.00	pcs		
	PPR TEE REDUCER 25mm x 20mm		3.00	pcs		
	PPR MALE ADAPTER 20mm		6.00	pcs		
	PPR MALE ADAPTER 25mm		6.00	pcs		
	PPR ELBOW FEMALE ADAPTER 20mm		10.00	pcs		
	PPR TEE FEMALE ADAPTER 20mm		10.00	pcs		
	PPR END CAP 20mm		10.00	pcs		
	PPR COUPLING RED. 25mm X @20mm		3.00	pcs		
	PPR COUPLING 25mm		9.00	pcs		
	PPR COUPLING 20mm		9.00	pcs		
	GATE VALVE 1/2" KITZ		2.00	pcs		
	GATE VALVE 3/4" KITZ		2.00	pcs		
	Metal Hangers w/ Expansion Bolt		12.00	pcs		
	RJQ-40 (UP TO 40mm)		1.00	UNIT		
		0.62%				
<b>5.7.3</b>	<b>Plumbing Feature</b>					
	220 Gallons Butyl Bladder Tank		1.00	units		
	1 Hp, Motor Pump		2.00	units		
	Control Panel Board for 2 units, 1 Hp		1.00	unit		
	Motor Pump					
	Complete Accessories					
	2000 Liters P.E Storage Tank		1.00	unit		
	Electrical Tape		2.00	pcs		
	THNN # 10		20.00	ln.m		
	Union Patente 1" $\phi$		6.00	pcs		
	G.I Nipple 1" X 6"		10.00	pcs		
	G.i Nipple 1" X 3"		4.00	pcs		



Name of Project : MAJOR IMPROVEMENT OF PASIG BLISS VILLAGE III (MORTUARY, MULTI-PURPOSE BUILDING, GAZEBO AND OPEN SPACE)  
Location : WESTBANK FLOODWAY, BRGY. MAYBUNGA, PASIG CITY

ESTIMATED COST OF PROPOSED WORK:

ITEM NO.	DESCRIPTION	% Wt.	QUANTITY	UNIT	UNIT COST	AMOUNT
	G.I Bushing reducer 1 1/2" X 1"		2.00	pcs		
	Gate Valve 1"Ø		3.00	pcs		
	Gate Valve 3/4"Ø		6.00	pcs		
	Check Valve 1"Ø		2.00	pcs		
	Gate Valve 1/2"Ø		6.00	pcs		
	Teplon tape		25.00	pcs		
		3.11%				
5.7.4	<b>Plumbing Fixture</b>					
	Water closet		2.00	unit/s		
	Floor Drain		4.00	unit/s		
	Sink		4.00	unit/s		
	7Gpm Grease Trap		4.00	unit/s		
		0.99%				
5.7.5	<b>Septic Tank(2x3x2)</b>					
	Cement		25.00	bags		
	Sand		3.00	cu.m		
	Gravel 3/4		2.00	cu.m		
	CHB # 6		219.00	pcs		
	12mmØ Deformed Bar		60.00	pcs		
	10mmØ Deformed Bar		10.00	pcs		
	#16 G.I. Tie Wire		10.00	kilo		
	plywood 3/4"x4"x8'		3.00	pcs		
	coco lumber 2"x4"x12'		10.00	pcs		
	nail assorted size		5.00	kilo		
		0.49%				
5.7.6	<b>NEW SERVICE CONNECTION</b>					
	Manila Water connection		1.00	lot		
		0.27%				
5.8	<b>ELECTRICAL WORKS</b>					
	<b>LIGHTING FIXTURES AND WIRING DEVICES</b>					
	- Surfaced-Type Luminare, Housing made of sheet, powder coated in white resins, parabolic mirrored aluminum reflector and multi-lined satin finished louvers, 2x18W LED lamp, 30t-40t burning hours, (600x600x80mm), 180-264V, 150 Lumens per lamp or higher.		29	sets		
	Downlight, 6"Ø, 6-12W LED, Daylight, with LED Driver		13	sets		
	Wall Lamp, outdoor, 220-240V, IP 67 rating, cool white		4	sets		
	Emergency Light, Twin Head LED Bulb, 230V, 20-30 Hours back up battery run time.		4	pcs		
	Simplex Outlet, 16A rating with grounding universal type, with cover plate, wide type, white		4	sets		
	Duplex Outlet, 16A rating with grounding universal type, with cover plate, wide type, white		12	sets		
	One Gang Switch, Wide Type, 10A rating, with cover plate, white		8	sets		
	Two Gang Switch, Wide Type, 10A rating, with cover plate, white		5	sets		
	Three Gang Switch, Wide Type, 10A rating, with cover plate, white		1	sets		
	<b>PANELBOARD AND CIRCUIT BREAKERS</b>					
	MAIN: "PB" LIGHTING AND POWER PANEL		1	assy		
	Main: 100AT, 100AF, 2P, 10KAIC, MCCB, Common Trip					
	Branches: 4-20AT, 50AF, 2P, 10KAIC, MCCB, Common Trip					
	Branches: 4-30AT, 50AF, 2P, 10KAIC, MCCB, Common Trip					
	Spares: 4-40AT, 50AF, 2P, 10KAIC, MCCB, Common Trip					
	in NEMA 1 Enclosure, Bolt-on Type, with Grounding Terminal Blocks, Powder Coated, G.I. Gauge #16, Surface Mounted, with nameplates on panel body and circuit breakers, with lock and keys.					



Name of Project : MAJOR IMPROVEMENT OF PASIG BLISS VILLAGE III (MORTUARY, MULTI-PURPOSE BUILDING, GAZEBO AND OPEN SPACE)  
Location : WESTBANK FLOODWAY, BRGY. MAYBUNGA, PASIG CITY

ESTIMATED COST OF PROPOSED WORK:

ITEM NO.	DESCRIPTION	% Wt.	QUANTITY	UNIT	UNIT COST	AMOUNT
	ENCLOSED CIRCUIT BREAKER: ECB-MDP		1	assy		
	100AT, 100AF, 2P, 10KAIC, MCCB Common Trip					
	in NEMA 4X Enclosure, Bolt-on Type, with Grounding Terminal					
	Blocks, Powder Coated, G.I. Gauge #16, Surface Mounted,					
	with nameplates on panel body and circuit breakers, with					
	lock and keys.					
	<b>WIRES AND CABLES</b>					
	30mm <sup>2</sup> THHN Stranded (Black,Green)		80	l.m.		
	8.0mm <sup>2</sup> THHN Stranded (Black,Green)		40	l.m.		
	3.5mm <sup>2</sup> THHN Stranded (Black,Green)		768	l.m.		
	2.0mm <sup>2</sup> THHN Stranded (Black,Green)		384	l.m.		
	<b>CONDUITS, FITTINGS, AND SUPPORTS</b>					
	40mm $\phi$ (1-1/2") PVC Pipe		14	lgs		
	20mm $\phi$ (1/2") PVC Pipe		128	lgs		
	PVC Cement, 400cc		2	cans		
	40mm $\phi$ (2") RSC Pipe		2	lgs		
	40mm $\phi$ (2") Service Entrance Cap, Aluminum		1	pc		
	20mm $\phi$ x 3000mm Cu Clad Ground Rod including ground clamp		1	pc		
	5/8 x 18", 1-1/2 eye inside $\phi$ x 2", oval eyebolt with square nut		1	pc		
	Machine Bolt, 5/8" $\phi$ x 5"		3	pcs		
	G.I. Wire #16		7	kgs		
	Other Accessories (Supports, Locknut and Bushing, Clamp, Elbow,		1	lot		
	Male Adapter, End Bell etc.)					
	<b>BOXES</b>					
	Junction Box #16, Deep Type		46	pcs		
	Utility Box #16, Deep Type		30	pcs		
	<b>MISCELLANEOUS</b>					
	Vinyl Electrical Tape, 0.16mm x 19mm x 16m, Black		8	rolls		
		2.93%				
<b>6.0</b>	<b>IMPROVEMENT OF OPEN SPACE</b>					
<b>6.1</b>	<b>GROUND IMPROVEMENT</b>					
	Dismantling and Hauling of Existing Dilapidated Gazebo		84.64	sq.m		
	Site Clearing / Removal of Obstruction		930.00	sq.m		
	Breaking of Concrete Flooring, 125mm thk w/ hauling and disposal		650.00	sq.m		
	Concrete Flooring, 3500psi		120.00	cu.m		
	Reinforcing Rebar 12mm dia		2,010.00	kgs		
	Floor Topping		630.00	sq.m		
		12.20%				
<b>6.2</b>	<b>FLOOR FINISHES</b>					
	Stampcrete Finish at Jogging Path		250.00	sq.m		
	Rubberized Paint at Badminton Court		164.00	sq.m		
	Rubber Tiles / Matting at Playground and Senior		150.00	sq.m		
	Citizens Area					
		9.62%				
<b>6.4</b>	<b>SENIOR'S CITIZEN AREA</b>					
	<b>ADULT EQUIPMENTS/FACILITIES</b>					
	LTAf - 009		1.00	unit		
	LTAf - 001		1.00	unit		
	LTAf - 002B		1.00	unit		
	LTAf - 017		1.00	unit		
	Steel and wooden Benches		4.00	pcs		
		2.07%				



Name of Project : MAJOR IMPROVEMENT OF PASIG BLISS VILLAGE III (MORTUARY, MULTI-PURPOSE BUILDING, GAZEBO AND OPEN SPACE)  
Location : WESTBANK FLOODWAY, BRGY. MAYBUNGA, PASIG CITY

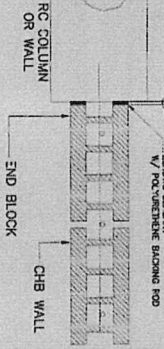
ESTIMATED COST OF PROPOSED WORK:

ITEM NO.	DESCRIPTION	% Wt.	QUANTITY	UNIT	UNIT COST	AMOUNT
6.5	PLAYGROUND FACILITIES					
	Main Slide Set		1.00	set		
	SeeSaw		2.00	set		
	Swing Set		2.00	set		
	Spring Rockers		2.00	set		
	Steel / Wooden Benches		4.00	pcs		
		4.15%				
6.6	PAINTING WORKS					
	Masonry Walls		100.00	sq.m		
	Steel		50.00	sq.m		
		0.29%				

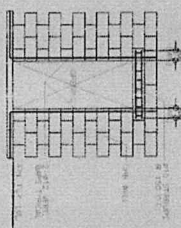
Proposed Completion of Project : 180 CD 100.00%



**CHB REINFORCING DETAILS**



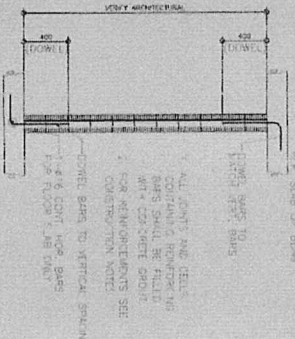
**CHB WALL OPENING DETAILS**



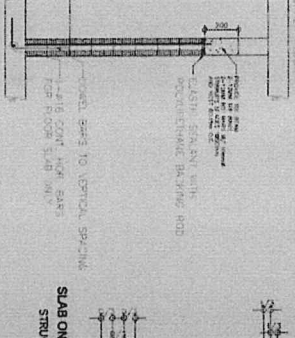
**6. STRUCTURAL STEEL NOTES**

1. STEEL TO BE USED ON FABRICATION AND SECTION OF THE STRUCTURE SHALL COMPLY WITH ALL THE LATEST REQUIREMENTS AND SPECIFICATIONS FOR THE DESIGN, MANUFACTURE AND SECTION OF THE STEEL STRUCTURE FOR BUILDINGS PER AISI 360 STRUCTURAL STEEL, 1989.
2. ALL WELDS SHALL BE MADE IN ACCORDANCE WITH THE LATEST REQUIREMENTS AND SPECIFICATIONS FOR BUILDINGS PER AISI 360 STRUCTURAL STEEL, 1989.
3. ALL WELDS SHALL BE MADE IN ACCORDANCE WITH THE LATEST REQUIREMENTS AND SPECIFICATIONS FOR BUILDINGS PER AISI 360 STRUCTURAL STEEL, 1989.
4. ALL WELDS SHALL BE MADE IN ACCORDANCE WITH THE LATEST REQUIREMENTS AND SPECIFICATIONS FOR BUILDINGS PER AISI 360 STRUCTURAL STEEL, 1989.
5. ALL WELDS SHALL BE MADE IN ACCORDANCE WITH THE LATEST REQUIREMENTS AND SPECIFICATIONS FOR BUILDINGS PER AISI 360 STRUCTURAL STEEL, 1989.
6. ALL WELDS SHALL BE MADE IN ACCORDANCE WITH THE LATEST REQUIREMENTS AND SPECIFICATIONS FOR BUILDINGS PER AISI 360 STRUCTURAL STEEL, 1989.
7. ALL WELDS SHALL BE MADE IN ACCORDANCE WITH THE LATEST REQUIREMENTS AND SPECIFICATIONS FOR BUILDINGS PER AISI 360 STRUCTURAL STEEL, 1989.
8. ALL WELDS SHALL BE MADE IN ACCORDANCE WITH THE LATEST REQUIREMENTS AND SPECIFICATIONS FOR BUILDINGS PER AISI 360 STRUCTURAL STEEL, 1989.







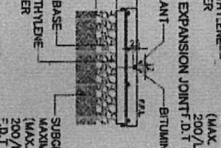

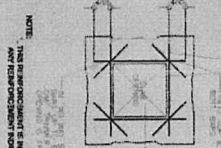
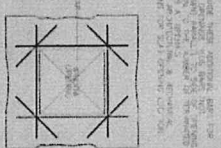
**SUPPORTED WALL DETAILS**



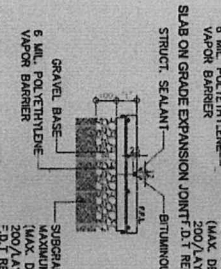
**SUPPORTED WALL DETAILS**




**SUPPORTED WALL DETAILS**




**SLAB ON GRADE CONSTRUCTION JOINT**




**PIPE SLEEVE DETAIL**



**PIPE SLEEVE DETAIL**



**PIPE SLEEVE DETAIL**



**PIPE SLEEVE DETAIL**



**PIPE SLEEVE DETAIL**

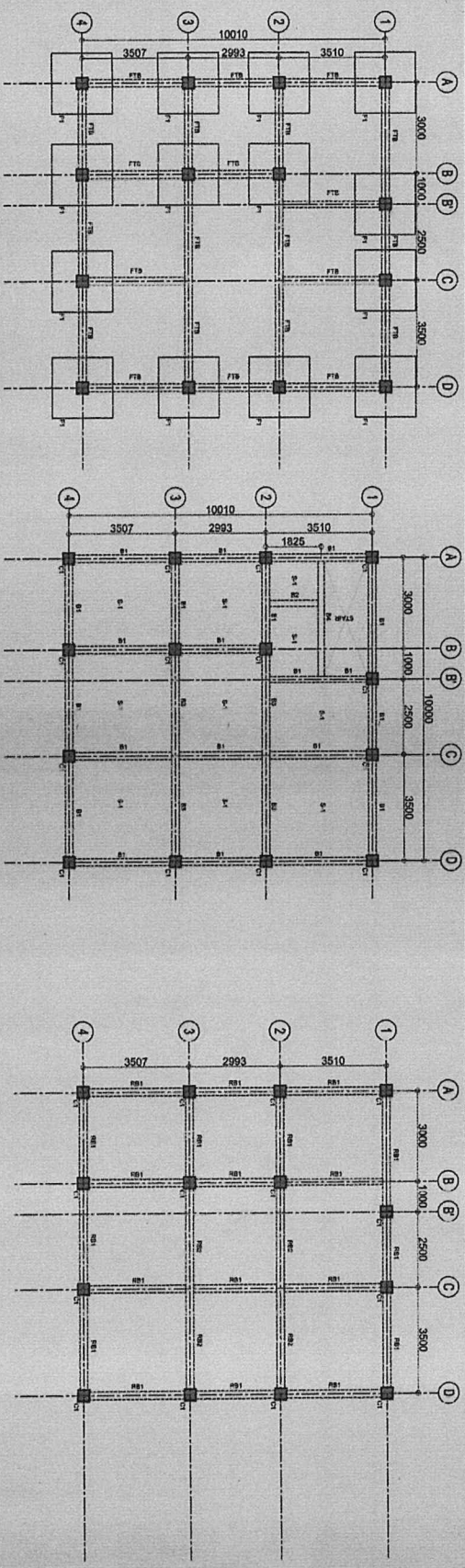


<p><b>DESIGNER'S NOTES</b></p> <p>1. ALL SURFACES OF CONSTRUCTION JOINTS SHALL BE SMOOTHED TO FIN. SURFACE.</p> <p>2. ALL CONSTRUCTION JOINTS SHALL BE CLEANED TO REMOVE OIL, GREASE, OR OTHER FOREIGN MATTERS.</p> <p>3. APPROVAL OF STRUCTURAL ENGINEER BEFORE STARTING CONSTRUCTION.</p> <p>4. APPROVAL OF THE CONTRACTOR.</p>	<p><b>DESIGNER</b></p> <p>DR. ARMANI</p>	<p><b>APPROVED BY</b></p> <p>DR. ARMANI</p>	<p><b>REVISIONS</b></p> <p>NO. 1</p>	
	<p><b>CLIENT</b></p> <p>OFFICE OF THE MAYOR</p> <p>ENGINEERING DEPARTMENT</p>	<p><b>DESIGNER</b></p> <p>DR. ARMANI</p>	<p><b>APPROVED BY</b></p> <p>DR. ARMANI</p>	<p><b>REVISIONS</b></p> <p>NO. 2</p>
	<p><b>CLIENT</b></p> <p>OFFICE OF THE MAYOR</p> <p>ENGINEERING DEPARTMENT</p>	<p><b>DESIGNER</b></p> <p>DR. ARMANI</p>	<p><b>APPROVED BY</b></p> <p>DR. ARMANI</p>	<p><b>REVISIONS</b></p> <p>NO. 3</p>
	<p><b>CLIENT</b></p> <p>OFFICE OF THE MAYOR</p> <p>ENGINEERING DEPARTMENT</p>	<p><b>DESIGNER</b></p> <p>DR. ARMANI</p>	<p><b>APPROVED BY</b></p> <p>DR. ARMANI</p>	<p><b>REVISIONS</b></p> <p>NO. 4</p>

<p><b>CONSTRUCTION NOTES AND SPECIFICATIONS</b></p> <p>S-2</p> <p>2/6</p>
---





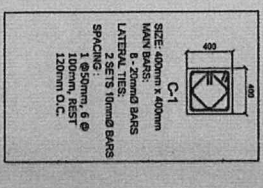


**REINFORCEMENT**

MARK	SIZE (mm)	
	d	c
C1	400	400

**LATERAL TIES**

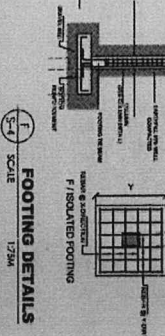
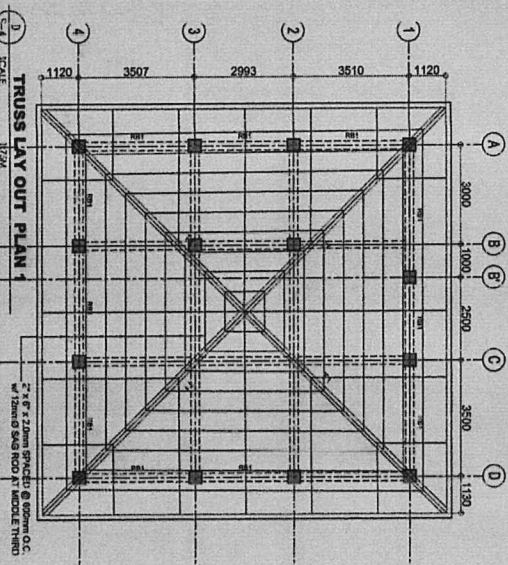
2 SETS 10mm BARS  
SPACING: 1 @ 50mm, 6 @ 100mm, REST 120mm O.C.



$f_c = 27 \text{ MPa (4,000 psi)}$        $f_y = 415 \text{ MPa (60,000 psi)}$

**TABULATION**

MARK	SIZE (mm)		DESIGNATION	REINFORCEMENT		DEPTH (mm) FROM FACE VERTICALLY	CONCRETE STRENGTH (MPa)	GRADE AND TOLERANCE
	d	c		ALONG X-DIRECTION	ALONG Y-DIRECTION			
F-1	200	200	BOTTOM	14 - 16mm DEFORMED BARS	14 - 16mm DEFORMED BARS	1500	300	100



**ENGINEERING NOTES**

1. NO. 10 REINFORCEMENT BARS SHALL BE USED UNLESS OTHERWISE SPECIFIED.
2. REINFORCEMENT SHALL BE PLACED IN ACCORDANCE WITH THE REQUIREMENTS OF THE NATIONAL BUILDING CODE OF THE PHILIPPINES.
3. REINFORCEMENT SHALL BE PLACED IN ACCORDANCE WITH THE REQUIREMENTS OF THE NATIONAL BUILDING CODE OF THE PHILIPPINES.
4. CONCRETE SHALL BE PLACED IN ACCORDANCE WITH THE REQUIREMENTS OF THE NATIONAL BUILDING CODE OF THE PHILIPPINES.

**PROJECT TITLE**  
IMPROVEMENT OF TRUCK, BUS AND TAXI STATION, MARINA BUILDING, CALAPAN ROAD, CANTON (FORMER OFFICE)

**DESIGNED BY**  
ENR. RICHARD B. REYES

**CHECKED BY**  
ENR. ARTABAYRE V. CERONIANO

**APPROVED BY**  
VICTOR M. TRINIDAD, JR.

**SCALE**  
1/25th

**DATE**  
1/25/24

**ENGINEERING DEPARTMENT**

**OFFICE OF THE MAJOR ENGINEER**

**ENR. RICHARD B. REYES**

**PROJECT TITLE**  
IMPROVEMENT OF TRUCK, BUS AND TAXI STATION, MARINA BUILDING, CALAPAN ROAD, CANTON (FORMER OFFICE)

**DESIGNED BY**  
ENR. RICHARD B. REYES

**CHECKED BY**  
ENR. ARTABAYRE V. CERONIANO

**APPROVED BY**  
VICTOR M. TRINIDAD, JR.

**SCALE**  
1/25th

**DATE**  
1/25/24

**ENGINEERING DEPARTMENT**

**OFFICE OF THE MAJOR ENGINEER**

**ENR. RICHARD B. REYES**

**PROJECT TITLE**  
IMPROVEMENT OF TRUCK, BUS AND TAXI STATION, MARINA BUILDING, CALAPAN ROAD, CANTON (FORMER OFFICE)

**DESIGNED BY**  
ENR. RICHARD B. REYES

**CHECKED BY**  
ENR. ARTABAYRE V. CERONIANO

**APPROVED BY**  
VICTOR M. TRINIDAD, JR.

**SCALE**  
1/25th

**DATE**  
1/25/24

**ENGINEERING DEPARTMENT**

**OFFICE OF THE MAJOR ENGINEER**

**ENR. RICHARD B. REYES**

**PROJECT TITLE**  
IMPROVEMENT OF TRUCK, BUS AND TAXI STATION, MARINA BUILDING, CALAPAN ROAD, CANTON (FORMER OFFICE)

**DESIGNED BY**  
ENR. RICHARD B. REYES

**CHECKED BY**  
ENR. ARTABAYRE V. CERONIANO

**APPROVED BY**  
VICTOR M. TRINIDAD, JR.

**SCALE**  
1/25th

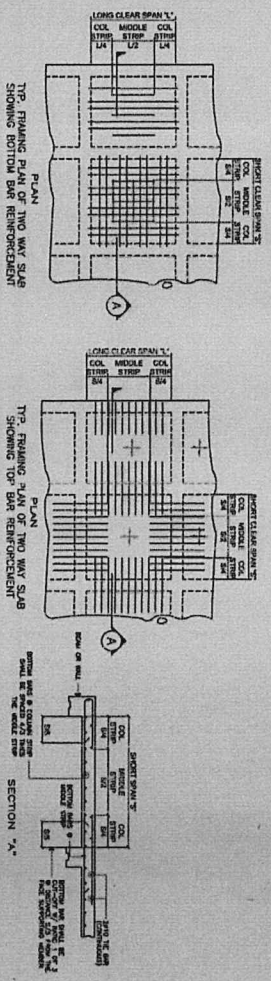
**DATE**  
1/25/24

**5-1**  
**4/6**

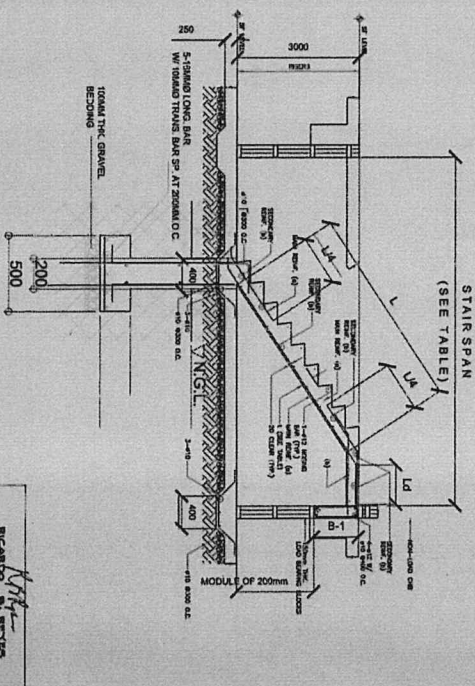
ROOF FRAMING	SIZE (mm)		DESIGNATION	REINFORCEMENT		SFR (SIDE FACE REINFORCEMENT)	STIRRUPS
	b	d		@ BOTH SUPPORT	@ MID SPAN		
R81	200	350	TOP	2 - 16mm DEF. BARS	2 - 16mm DEF. BARS	2 - 16mm DEF. BARS EF	USE: 16mm DEF. BARS @ 150mm O.C.
R81	200	350	BOTTOM	2 - 16mm DEF. BARS	2 - 16mm DEF. BARS	2 - 16mm DEF. BARS EF	USE: 16mm DEF. BARS @ 150mm O.C.
R82	250	450	TOP	3 - 16mm DEF. BARS	2 - 16mm DEF. BARS	2 - 16mm DEF. BARS EF	USE: 16mm DEF. BARS @ 200mm O.C.
R82	250	450	BOTTOM	2 - 16mm DEF. BARS	3 - 16mm DEF. BARS	3 - 16mm DEF. BARS EF	USE: 16mm DEF. BARS @ 200mm O.C.
B-1	250	400	TOP	3 - 20mm DEF. BARS	2 - 20mm DEF. BARS	2 - 20mm DEF. BARS EF	USE: 20mm DEF. BARS @ 175mm O.C.
B-1	250	400	BOTTOM	2 - 20mm DEF. BARS	3 - 20mm DEF. BARS	3 - 20mm DEF. BARS EF	USE: 20mm DEF. BARS @ 175mm O.C.
B-2	200	300	TOP	2 - 16mm DEF. BARS	2 - 16mm DEF. BARS	-	USE: 16mm DEF. BARS @ 150mm O.C.
B-2	200	300	BOTTOM	2 - 16mm DEF. BARS	2 - 16mm DEF. BARS	-	USE: 16mm DEF. BARS @ 150mm O.C.
B3	250	500	TOP	4 - 20mm DEF. BARS	2 - 20mm DEF. BARS	2 - 20mm DEF. BARS EF	USE: 20mm DEF. BARS @ 225mm O.C.
B3	250	500	BOTTOM	2 - 20mm DEF. BARS	4 - 20mm DEF. BARS	4 - 20mm DEF. BARS EF	USE: 20mm DEF. BARS @ 225mm O.C.
B4	200	350	TOP	2 - 16mm DEF. BARS	2 - 16mm DEF. BARS	-	USE: 16mm DEF. BARS @ 150mm O.C.
B4	200	350	BOTTOM	2 - 16mm DEF. BARS	2 - 16mm DEF. BARS	-	USE: 16mm DEF. BARS @ 150mm O.C.
GF	250	400	TOP	2 - 16mm DEF. BARS	2 - 16mm DEF. BARS	-	USE: 16mm DEF. BARS @ 150mm O.C.
GF	250	400	BOTTOM	2 - 16mm DEF. BARS	2 - 16mm DEF. BARS	-	USE: 16mm DEF. BARS @ 150mm O.C.
BASE	250	400	TOP	2 - 16mm DEF. BARS	2 - 16mm DEF. BARS	-	USE: 16mm DEF. BARS @ 150mm O.C.
BASE	250	400	BOTTOM	2 - 16mm DEF. BARS	2 - 16mm DEF. BARS	-	USE: 16mm DEF. BARS @ 150mm O.C.

STAIR SCHEDULE		
THICKNESS (MM)	REINFORCEMENTS	REMARKS
150	MAIN (a) 011 @ 150	SECONDARY (b) 012 @ 100

NOTE:  
1. STAIR SPAN IS THE DISTANCE BETWEEN ADJACENT STAIR SUPPORTS WHETHER IT IS A BEAM, A COLUMN, OR A WALL.  
2. WITHOUT A STAIR SUPPORT LOCATION, CONSULT AND SEEK APPROVAL OF STRUCTURAL DESIGN ENGINEER.



REINFORCEMENT	DESIGNATION	SECTION	REMARKS
CONC. SLAB	150mm	150mm	
SLAB 1	150mm	150mm	



**ENGINEERING DEPARTMENT**  
OFFICE OF THE MAYOR  
MUNICIPALITY OF CALABANG  
CALABANG, CANTON, PANGLOSS (MAYOR OFFICE)

**PROJECT TITLE:** REPAIR AND IMPROVEMENT OF STAIR CASE BUILDING IN CALABANG, CANTON, PANGLOSS (MAYOR OFFICE)

**DESIGNER:** ENR. DOMINIC B. BARRON

**CHECKER:** ENR. VICTOR M. SORITO

**DATE:** 05/16/2024

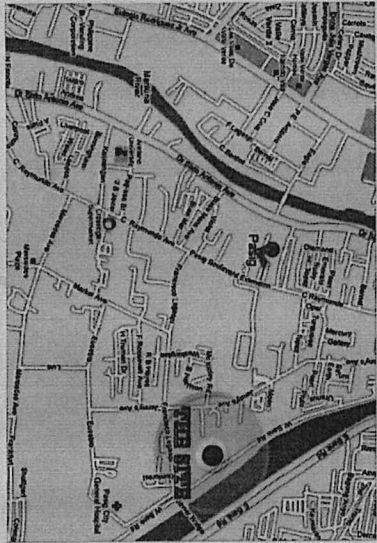
**PROJECT NO.:** 5-5/16

**SCALE:** 1/4" = 1'-0"

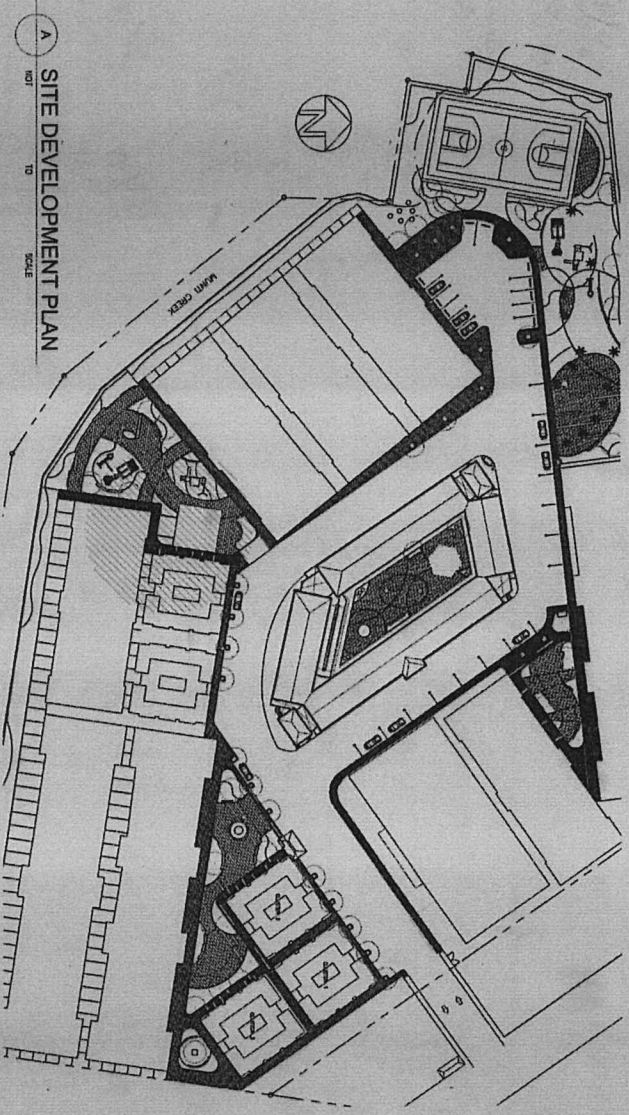
**REVISIONS:**

NO.	DESCRIPTION
1	ISSUED FOR PERMIT






VICINITY MAP  
NOT TO SCALE



A SITE DEVELOPMENT PLAN  
NOT TO SCALE




FRONT ACTUAL IMAGE  
NOT TO SCALE



SIDE ACTUAL IMAGE 'A'



SIDE ACTUAL IMAGE 'B'



SIDE ACTUAL IMAGE 'C'

<p>REPUBLIC OF THE PALM BEACHES CITY OF PARRIS <b>OFFICE OF THE MAYOR</b> <b>ENGINEERING DEPARTMENT</b> ARCHITECTURAL OFFICE</p>		<p>PROJECT TITLE: <b>MAYOR IMPROVEMENT OF PARRIS MALL - FURNISH IN LANDSCAPE, C/DECKS, AND OPEN SPACES</b></p>		<p>ARCHITECTURAL: ARCHITECT/OWNER OFF ARCHITECTURAL OFFICE</p>		<p>PROGRAMMING &amp; CONSTRUCTION: ENGR. DONALD V. BISHMAN</p>		<p>CHECKED BY: ENGR. NIELS DE BAKONG</p>		<p>CREATED &amp; REVISED BY: ENGR. ARTUR VENTURA &amp; RESIDENCIO DE BAKONG</p>		<p>RECOMMENDING APPROVAL: ENGR. ARTUR VENTURA Y GERONIMO DE BAKONG</p>		<p>APPROVED BY: VICTOR MATEO REYES R. SOTTO CITY MAYOR</p>		<p>SHEET CONTENT: VICINITY MAP SITE DEVELOPMENT PLAN FRONT ACTUAL IMAGE SIDE ACTUAL IMAGE</p>		<p>SHEET NO. A</p>	
--	--	--	--	--	--	--	--	--	--	---	--	--	--	--	--	---	--	------------------------	--

**IMPORTANT NOTES**

1. THE CONTRACTOR SHALL BE RESPONSIBLE FOR OBTAINING ALL NECESSARY PERMITS AND APPROVALS FROM THE RELEVANT AGENCIES AND DEPARTMENTS OF THE REPUBLIC OF THE PALM BEACHES AND THE CITY OF PARRIS.
2. IF A CONTRACTOR HAS ANY COMMENTS OR CONCERNS REGARDING THE PROJECT, HE SHOULD CONTACT THE ARCHITECTURAL OFFICE OF THE CITY OF PARRIS AT THE ADDRESS LISTED ABOVE.
3. THE CONTRACTOR SHALL BE RESPONSIBLE FOR OBTAINING ALL NECESSARY PERMITS AND APPROVALS FROM THE RELEVANT AGENCIES AND DEPARTMENTS OF THE REPUBLIC OF THE PALM BEACHES AND THE CITY OF PARRIS.
4. THE CONTRACTOR SHALL BE RESPONSIBLE FOR OBTAINING ALL NECESSARY PERMITS AND APPROVALS FROM THE RELEVANT AGENCIES AND DEPARTMENTS OF THE REPUBLIC OF THE PALM BEACHES AND THE CITY OF PARRIS.
5. THE CONTRACTOR SHALL BE RESPONSIBLE FOR OBTAINING ALL NECESSARY PERMITS AND APPROVALS FROM THE RELEVANT AGENCIES AND DEPARTMENTS OF THE REPUBLIC OF THE PALM BEACHES AND THE CITY OF PARRIS.

CONTRACTOR

# GENERAL CONDITION / SPECIFICATION / GEN. NOTES

## I. GENERAL CONDITION:

**1.0 GENERAL PROVISION**  
 THE CONTRACTOR SHALL BE RESPONSIBLE FOR THE PROTECTION OF ALL UTILITIES, LAND, EQUIPMENT AND THE PROTECTION OF THE BUILDING CONSTRUCTION WITH THE PLANS & SPECIFICATION.

**2.0 MATERIAL & WORKMANSHIP**  
 THE CONTRACTOR SHALL BE RESPONSIBLE FOR THE PROTECTION OF THE QUALITY OF WORKMANSHIP. ALL MATERIALS AND WORKMANSHIP SHALL BE IN ACCORDANCE WITH THE SPECIFICATIONS AND THE DECISION OF ARCHITECT AS TO QUALITY & QUANTITY OF MATERIAL & WORKMANSHIP.

**3.0 DEFECTIVE WORK & MATERIALS**  
 DEFECTIVE WORK & MATERIALS CONDENSED BY THE PROJECT IN CHARGE & REPORT TO THE ARCHITECT DESIGNER.

**4.0A LABOR**  
 ONLY A FORCE OF COMPETENT WORKMEN SHALL BE EMPLOYED AT ALL TIMES.

## II. SPECIFICATION:

### 4.0B MASONRY WORKS

**4.1 CONCRETE HOLLOW BLOCKS (FOR EXTERIOR)**  
 ALL WALLS AND PARTITIONS REQUIRE TO BE SHOWN ON THE DRAWINGS

EXTERIOR ——— 8" CUB  
 INTERIOR ——— 8" CUB  
 MORTAR ——— 1:3 (PROPORTIONS)

### 4.2 FINISHES

EXTERIOR WALLS ——— PLAIN GROUT PLASTER FIN. (EXCEPT AS SHOWN ON THE DRAWING)  
 INTERIOR WALLS ——— PLAIN GROUT PLASTER FIN. (EXCEPT AS SHOWN ON THE DRAWING)  
 T & B WALLS ——— 1.5 IN. HT. 8 IN. X 20 IN. HT. GLAZED TILES (CEILING) WITH VANS  
 COGNATE EXPANSION JOINTS FOR EXPANSION TILES OR EQUIVALENT

T & B FLOORING ———  
 SAMPLES OF TILES MUST BE SUBMITTED TO THE PROJECT IN CHARGE PRIOR TO THE ARCHITECT / DESIGNER BEFORE INSTALLATION.

### 5.0 CARPENTRY WORKS

#### 5.1 FORMWORKS:

FRAMING ——— GOOD LUMBER & COCO LUMBER  
 SCAFFOLDING ——— GOOD LUMBER /  
 SLAB ——— 16 MM THK MARINE PLYWOOD / PHENOLIC BOARD

#### 5.2 CARPENTRY

LUMBER SHALL BE APPROVED QUALITY OF THE RESPECTIVE KINDS REQUIRED FOR THE VARIOUS PARTS OF THE WORK, WELL SEASONED, UNKNOTTED DRY & FREE FROM LARGE LOOSE OR DISJOINTED SP, SPUNKS & OTHER IMPURITIES TO BE USED SHALL BE FULL GRADE.

CEILING - EXTERIOR ——— 6 MM THK MARINE PLYWOOD  
 CEILING JOIST - EXTERIOR ——— 20 MM X 20 MM W/PTION  
 INTERIOR ——— 25 MM X 25 MM W/PTION  
 CABINETS

### 6.0 MILLWORKS & FENESTRATION ( DOORS & WINDOWS )

**6.1 MAIN DOOR**  
 SAMPLES MUST BE PRESENTED FOR ARCHITECT/DESIGNER'S APPROVAL BEFORE ANY FABRICATION. ALL DIMENSIONS MUST BE APPLIED W/ 2 COATS  
 EPOXY PRIMER PRIOR TO INSTALLATION.

#### 6.2 WINDOWS

SAMPLES MUST BE PRESENTED FOR ARCHITECT'S / DESIGNER'S APPROVAL BEFORE ANY FABRICATION. ALL DIMENSIONS MUST BE APPLIED W/ 2 COATS  
 EPOXY PRIMER PRIOR TO INSTALLATION.

#### 6.3 STEEL GRILLS, GATES & RAILINGS:

SAMPLES MUST BE PRESENTED FOR ARCHITECT'S DESIGNER'S APPROVAL BEFORE ANY FABRICATION. ALL DIMENSIONS MUST BE APPLIED W/ 2 COATS  
 EPOXY PRIMER PRIOR TO INSTALLATION.

#### 6.4 FINISHING HARDWARE

**6.5 GLASS & GLAZING:**

### 7.0 PLUMBING WORKS:

#### 7.1 PIPES & FITTINGS

PVC PIPES & FITTINGS: ——— 300MM DIA. APPROX EQUIVALENT FOR SANITARY PRESS & FITTINGS  
 PVC OR CONCRETE PIPES: ——— FOR DRAINAGE LINES OR EQUAL, CUSTOM BUILT  
 FLOOR DRAIN: ———  
 CLEAN OUT COVER: ———

#### 7.2 FIXTURES & ACCESSORIES

(SEE ON LEGEND OF PLUMBING LAYOUT)

### 8.0 ELECTRICAL WORKS:

#### 8.1 MATERIALS:

MATERIALS TO USE SHALL CONFORM TO STANDARD SET BY:  
 U.S. UNDERWRITERS LABORATORIES U.S. NATIONAL BOARD OF FIRE UNDERWRITERS  
 NATIONAL ELECTRICAL MANUFACTURERS ASSOCIATION  
 NATIONAL ELECTRICAL CONTRACTORS ASSOCIATION  
 NATIONAL STANDARDS ASSOCIATION BUREAU OF STANDARDS DEPT. OF TRADE

#### 8.2 RIGID STEEL CONDUIT ( RSC )

NON JIMPED GALVANIZED STANDARD WEIGHT PRESS. 3/4" DIA STEEL W/ SMOOTH CHORDULAR COE. RIGID STEEL CONDUIT SHALL BE USED FOR ALL RIGID STEEL CONDUIT. ALL RIGID STEEL CONDUIT SHALL BE USED FOR ALL RIGID STEEL CONDUIT. ALL RIGID STEEL CONDUIT SHALL BE USED FOR ALL RIGID STEEL CONDUIT.

#### 8.3 WIRES & CABLES

WIRES & CABLES SHALL BE ISOLATED FOR 600 VOLTS TV & THW FOR FEEDERS & BRANCH CIRCUIT

#### 8.4 CONDUIT FITTING

NOT DRIPPED GALVANIZED OR COAT METAL. THICKNESS NOT LESS THAN U.S. GA. 18 GA. 1/2" DEPTH & NOT MORE THAN 1/4" DEPTH.

#### 8.5 CIRCUIT BREAKER, PANELBOARD & CABINET

CIRCUIT BREAKER, PANELBOARD & CABINET SHALL BE APPROVED BY THE ARCHITECT. USE NATIONAL BOARD OF FIRE UNDERWRITERS LABORATORIES U.S. NATIONAL BOARD OF FIRE UNDERWRITERS NATIONAL ELECTRICAL CONTRACTORS ASSOCIATION BUREAU OF STANDARDS DEPT. OF TRADE

#### 8.6 WIRING DEVICES

SHALL BE U.S. LISTED COLOR & DESIGNED BY THE ARCHITECT. USE NATIONAL BOARD OF FIRE UNDERWRITERS LABORATORIES U.S. NATIONAL BOARD OF FIRE UNDERWRITERS NATIONAL ELECTRICAL CONTRACTORS ASSOCIATION BUREAU OF STANDARDS DEPT. OF TRADE

### 9.0 WATER PROOFING

#### 9.0 WATER PROOFING

PREP. PAINTED LEAD BRUSH (GA. 20) FOR STEEL IN 800 TYPE BRUSH OR EQUIVALENT.

### 10.0 ROOFING

#### 10.0 ROOFING

PREP. PAINTED LEAD BRUSH (GA. 20) FOR STEEL IN 800 TYPE BRUSH OR EQUIVALENT.

### 11.0 PAINTING & VARNISHING

#### 11.0 PAINTING & VARNISHING

PREP. PAINTED LEAD BRUSH (GA. 20) FOR STEEL IN 800 TYPE BRUSH OR EQUIVALENT.

## III. GENERAL NOTES:

### FOR ARCHITECTURAL:

- A.1. SAMPLES OF SECTION OF MATERIALS, MATERIALS, TRIMS, JAMB, SILL, BALUSTERS, DOORS, AND WINDOW FABRICATION SHALL BE SUBMITTED TO THE ARCHITECT FOR APPROVAL BEFORE FABRICATION.
- A.2. THE CONTRACTOR SHALL SUBMIT ALL MATERIALS AND WORKMANSHIP TO THE ARCHITECT FOR APPROVAL BEFORE FABRICATION.
- A.3. ALL MATERIALS AND WORKMANSHIP SHALL BE IN ACCORDANCE WITH THE SPECIFICATIONS AND THE DECISION OF ARCHITECT AS TO QUALITY & QUANTITY OF MATERIAL & WORKMANSHIP.

### CLEARING OF PREMISES


ALL EXISTING CONCRETE SHALL BE REVEALED 20 MM.

### CHANGED ORDER

THE CONTRACTOR AND ARCHITECTING ENGINEER OF THE CITY GOVERNMENT WITHOUT NOTICE OR APPROVAL FROM THE CITY MAYOR SHALL NOT MAKE ANY CHANGES EITHER ALTERING, ADDING, OR DEDUCTING FROM THE WORK COVERED IN THE DRAWING AND SPECIFICATIONS AND IN THE APPROVED CONTRACT. RESPONSIBLE FOR ANY VARIATION IN THE PLANS AND SPECIFICATIONS. ANY CHANGES SHALL BE ORDERED ONLY BY THE CITY MAYOR WITH HIS APPROVAL, SIGNED IN A ROUTE SLIP FROM ANY WRITTEN REQUEST. NO CHANGE OR OMISSION FROM THE DRAWING AND SPECIFICATION SHALL BE CONSIDERED TO HAVE BEEN AUTHORIZED WITHOUT THE INITIAL OR SIGNATURE OF THE ARCHITECT.

### FOR AS BUILT PLAN REQUIREMENT AFTER COMPLETION

AFTER COMPLETION OF THE WORK, THE CONTRACTOR SHALL SUBMIT TO THE ARCHITECT A SET OF AS BUILT PLAN AND SPECIFICATIONS. THE CONTRACTOR SHALL BE RESPONSIBLE FOR THE ACCURACY OF THE AS BUILT PLAN AND SPECIFICATIONS. THE CONTRACTOR SHALL BE RESPONSIBLE FOR THE ACCURACY OF THE AS BUILT PLAN AND SPECIFICATIONS. THE CONTRACTOR SHALL BE RESPONSIBLE FOR THE ACCURACY OF THE AS BUILT PLAN AND SPECIFICATIONS.

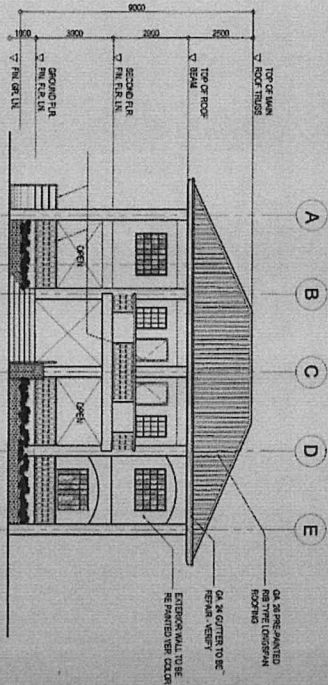
	REPUBLIC OF THE PHILIPPINES CITY OF MANILA <b>ENGINEERING DEPARTMENT</b>	PROJECT TITLE <b>MALIBU IMPROVEMENT OF PASEO BLAS VILLAGE III (CONTRACT, CADD, AND COPY)</b>	ARCHITECTURAL ARCHITECT ANTON LEE Y. OLIVERA	PREPARING & CONSTRUCTION ENGINEER ENGR. GONZALEZ	CHECKED & REVIEWED BY ENGINEER ENGR. ALBERTO S. PARRONDO	RECOMMENDED APPROVAL ENGINEER ENGR. ARYENESSA S. GERONIMO	APPROVED BY CITY ENGINEER VICTOR LUCAS REGAN SOTTO	SHEET CONTENT GENERAL CONDITION GENERAL NOTES	SHEET NO. A
---	--	---	--	--	--	---	--	---	----------------

**IMPORTANT NOTES:**

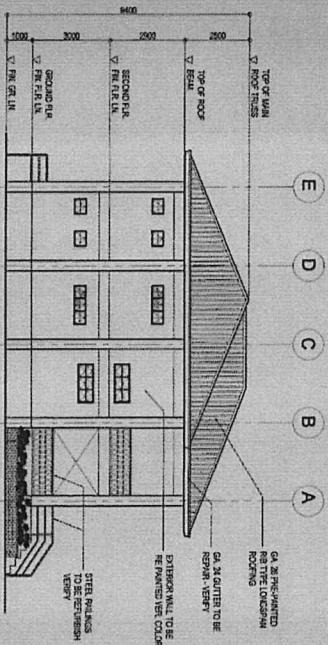
1. ALL MATERIALS AND WORKMANSHIP SHALL BE IN ACCORDANCE WITH THE SPECIFICATIONS AND THE DECISION OF ARCHITECT AS TO QUALITY & QUANTITY OF MATERIAL & WORKMANSHIP.
2. SAMPLES OF SECTION OF MATERIALS, MATERIALS, TRIMS, JAMB, SILL, BALUSTERS, DOORS, AND WINDOW FABRICATION SHALL BE SUBMITTED TO THE ARCHITECT FOR APPROVAL BEFORE FABRICATION.
3. THE CONTRACTOR SHALL SUBMIT ALL MATERIALS AND WORKMANSHIP TO THE ARCHITECT FOR APPROVAL BEFORE FABRICATION.
4. ALL MATERIALS AND WORKMANSHIP SHALL BE IN ACCORDANCE WITH THE SPECIFICATIONS AND THE DECISION OF ARCHITECT AS TO QUALITY & QUANTITY OF MATERIAL & WORKMANSHIP.
5. AFTER COMPLETION OF THE WORK, THE CONTRACTOR SHALL SUBMIT TO THE ARCHITECT A SET OF AS BUILT PLAN AND SPECIFICATIONS. THE CONTRACTOR SHALL BE RESPONSIBLE FOR THE ACCURACY OF THE AS BUILT PLAN AND SPECIFICATIONS.

DRAWN BY: RICARDO REYES  
 CHECKED BY: RICARDO REYES  
 APPROVED BY: RICARDO REYES  
 DATE: 10/10/2018

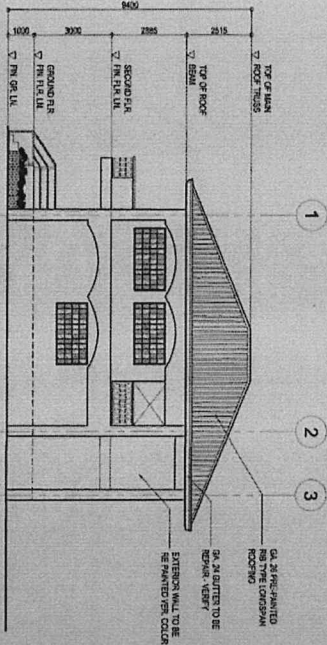




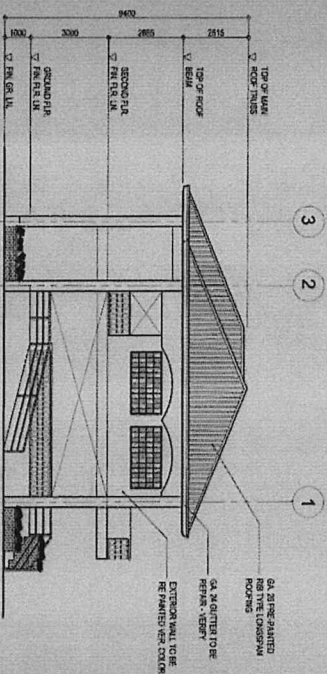
FRONT ELEVATION  
SCALE 1:100 (1/8"=1'-0")



REAR ELEVATION  
SCALE 1:100 (1/8"=1'-0")



RIGHT SIDE ELEVATION  
SCALE 1:100 (1/8"=1'-0")



LEFT SIDE ELEVATION  
SCALE 1:100 (1/8"=1'-0")

<p>REPUBLIC OF THE PHILIPPINES OFFICE OF THE MAYOR CITY OF MARIKINA ENGINEERING DEPARTMENT ARCHITECTURAL OFFICE</p>		<p>PROJECT TITLE: <b>MAJOR IMPROVEMENT OF PASIG BLUE VILLAGE III (MONTANA) MULTIFAMILY HOUSING PROJECT - PHASE 3</b></p> <p>LOCATION: PASIG NORTH WESTERN SIDE, PASIG CITY</p>		<p>ARCHITECTURAL: <b>ARQUITECTO ALVARO RIVERA MARTINEZ</b></p>		<p>REGULATING AGENCY: <b>ENGR. JOSEPH V. SOTTO</b></p>		<p>DESIGNED &amp; DRAWN BY: <b>ENGR. JOSEPH V. SOTTO</b></p>		<p>APPROVED BY: <b>VICTOR M. REGIS, SOTTO</b> CITY MAYOR</p>		<p>SHEET CONTENT: FRONT ELEVATION RIGHT SIDE ELEVATION LEFT SIDE ELEVATION REAR ELEVATION</p>		<p>SHEET NO: <b>A-</b></p>	
<p>PROFESSIONAL NOTES:</p> <ol style="list-style-type: none"> <li>NO ALTERATION IN SCALE AND ORIENTATION SHALL BE MADE WITHOUT THE WRITTEN APPROVAL OF THE ARCHITECT.</li> <li>IF ANY CHANGE IN THE CONSTRUCTION METHOD IS MADE BY THE CONTRACTOR, THE ARCHITECT SHALL BE NOTIFIED IMMEDIATELY AND THE APPROVED DRAWINGS SHALL BE REVISED ACCORDINGLY.</li> <li>SCALE OF ELEVATIONS: THE ARCHITECT SHALL BE RESPONSIBLE FOR THE CORRECTNESS OF THE SCALE OF THE DRAWINGS.</li> <li>THE CONTRACTOR SHALL BE RESPONSIBLE FOR THE CORRECTNESS OF THE DIMENSIONS OF THE CONSTRUCTION.</li> </ol>															
<p>CONTRACTOR: <b>RICARDO B. REYES</b></p>															






# GENERAL CONDITION / SPECIFICATION / GEN. NOTES

## I. GENERAL CONDITION:

- 1.0 GENERAL PROVISION
  - 1.1 THE WORK TO BE EXECUTED BY THE CONTRACTOR SHALL INCLUDE THE WORK OF THE TRADES AND MATERIALS LABORERS EMPLOYED IN THE CONSTRUCTION OF THE BUILDING COMPLETE IN ACCORDANCE WITH THE PLANS AND SPECIFICATIONS.
  - 1.2 THE CONTRACTOR SHALL BE RESPONSIBLE FOR THE BEST GRADE OF THEIR RESPECTIVE WORK FOR THE PURPOSE OF WORKMANSHIP SHALL BE IN ACCORDANCE WITH THE PLANS AND SPECIFICATIONS. THE QUALITY OF WORKMANSHIP SHALL BE THE DECISION OF ARCHITECT AS TO QUALITY & QUANTITY OF MATERIALS TO BE USED.
- 2.0 MATERIAL & WORKMANSHIP
- 3.0 DEFECTIVE WORK
  - 3.1 MATERIALS CONSIDERED BY THE PROJECT IN CHARGE REPORT TO THE ARCHITECT DESIGNER.
  - 3.2 A FORCE OF COMPETENT WORKMEN SHALL BE EMPLOYED AT ALL TIMES.

## II. SPECIFICATION:

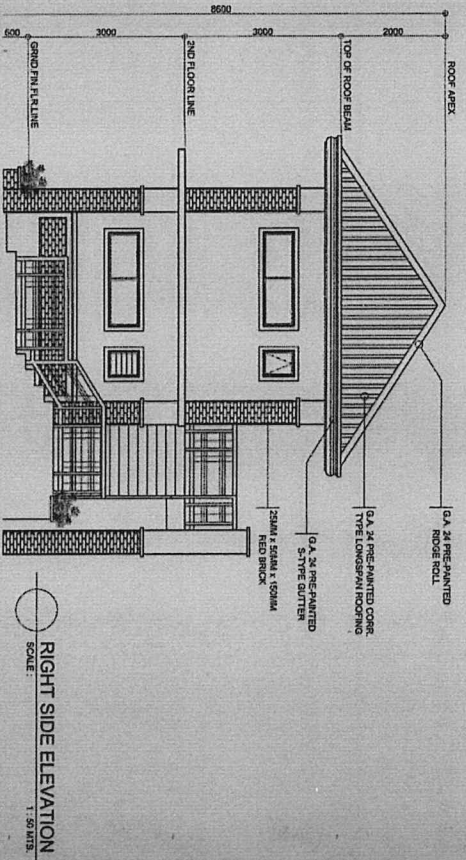
- 4.0B MASONRY WORKS
  - 4.1 CONCRETE HOLLOW BLOCKS (FOR EXTERIOR)
    - EXTERIOR \_\_\_\_\_ F CHB
    - INTERIOR \_\_\_\_\_ F CHB
    - MORTAR \_\_\_\_\_ 1:2 (PROPORTIONS)
  - 4.2 FINISHES
    - EXTERIOR WALLS \_\_\_\_\_ PLAIN GROUT PLASTER FIN. (EXCEPT AS SHOWN ON THE DRAWING)
    - EXTERIOR WALLS \_\_\_\_\_ 1.5 CM PLASTER OVER 1.5 CM GYPSUM BOARD OR EQUIVALENT
    - T & B WALLS \_\_\_\_\_ 1.5 CM PLASTER OVER 1.5 CM GYPSUM BOARD OR EQUIVALENT
    - T & B FLOORING \_\_\_\_\_ 8 MM X 200 MM X 200 MM VIT. NON-SKID CERAMIC TILES OR EQUIVALENT
    - SAVES OF TILES MUST BE SUBMITTED TO THE PROJECT IN CHARGE (INVO) TO THE ARCHITECT DESIGNER BEFORE INSTALLATION.
- 5.0 CARPENTRY WORKS
  - 5.1 FORMWORKS:
    - FRAMING \_\_\_\_\_ GOOD LUMBER & COCO LUMBER
    - SCAFFOLDING \_\_\_\_\_ GOOD LUMBER /
    - SLAB \_\_\_\_\_ 16 MM THK. MARINE PLYWOOD / PNEUMATIC BOARD
  - 5.2 CARPENTRY
    - LUMBER SHALL BE APPROVED QUALITY OF THE RESPECTIVE KINDS REQUIRED FOR THE VARIOUS PARTS OF THE WORK, WELL SEASONED, THOROUGHLY DRY, & FREE FROM LAZES, LOOSE OR UNBOUND KNOTS, SAW SHAVES & OTHER IMPERFECTIONS IMPAIRING ITS STRENGTH, DURABILITY OR APPEARANCE. ALL FINISHING LUMBER TO BE USED SHALL BE KILN DRIED.
    - CEILING - INTERIOR \_\_\_\_\_ 4 MM THK. MARINE PLYWOOD
    - CEILING - EXTERIOR \_\_\_\_\_ 8 MM THK. MARINE PLYWOOD
    - CEILING JOIST - INTERIOR \_\_\_\_\_ 50 MM X 50 MM APITONG
    - CABINETS \_\_\_\_\_
- 6.0 MILLWORKS & FENESTRATION (DOORS & WINDOWS)
  - 6.1 MAIN DOOR
    - SAVES MUST BE PRESENTED FOR ARCHITECTS/DESIGNERS APPROVAL BEFORE ANY FABRICATION AND INSTALLATION.
    - DOORS FINISH PRIOR TO INSTALLATION.
  - 6.2 WINDOWS
    - SAVES MUST BE PRESENTED FOR ARCHITECTS / DESIGNERS APPROVAL BEFORE ANY FABRICATION. ALL DIMENSIONS MUST BE APPLIED W/ 2 COATS
    - EPXY PRIMER PRIOR TO INSTALLATION.
  - 6.3 STEEL GRILLS, GATES & RAILINGS:
    - SAVES MUST BE PRESENTED FOR ARCHITECTS DESIGNERS APPROVAL BEFORE ANY FABRICATION. ALL DIMENSIONS MUST BE APPLIED W/ 2 COATS
    - EPXY PRIMER PRIOR TO INSTALLATION.
  - 6.4 FINISHING HARDWARE
  - 6.5 GLASS & GLAZING.
- 7.0 PLUMBING WORKS:
  - 7.1 PIPES & FITTINGS
    - PVC PIPES & FITTINGS \_\_\_\_\_
    - STEEL PIPE AT ALL POINTS EXCEPT FOR SANITARY PIPES & FITTINGS AND STORM DRAINAGE
    - PVC OR CONCRETE PIPES \_\_\_\_\_ FOR DRAINAGE LINES ON EQUAL CUSTOM BUILT FLOOR GRADE.
    - CLEAN OUT COVERS \_\_\_\_\_
  - 7.2 FIXTURES & ACCESSORIES
    - (SEE ON LEGEND OF PLUMBING LAYOUT)
- 8.0 ELECTRICAL WORKS:
  - 8.1 MATERIALS:
    - MATERIALS TO USE SHALL CONFORM TO STANDARD SET BY:
      - U.S. UNDERWRITERS LABORATORIES (UL) NATIONAL BOARD OF FIRE UNDERWRITERS;
      - NATIONAL ELECTRICAL MANUFACTURERS ASSOCIATION (NECA);
      - AMERICAN STANDARDS ASSOCIATION (ASTM) BUREAU OF STANDARDS (BFS) OF TRADE
  - 8.2 RIGID STEEL CONDUIT (RSC)
    - HOT DIPPED GALVANIZED STAINLESS STEEL RIGID STEEL W/ SMOOTH CHORDAL CORE, NOT LESS THAN 1.5 CM DIA. PER U.S. C.A. 101 & 102.
    - WALLS & WALLS & VEST LOCATION LENGTH SHALL BE 30 CM, INCLUDING COUPLING REMOVED & THREADED ON EACH END NON BRAND, U.S.A. APPROVED EQUAL.
    - CABLES \_\_\_\_\_
    - WIRES & CABLES SHALL BE ISOLATED FOR 90 VOLTS TO 1 KV FOR FEEDERS & BONDING CONDUIT.
  - 8.3 WIRES & CABLES
    - WIRES & CABLES SHALL BE ISOLATED FOR 90 VOLTS TO 1 KV FOR FEEDERS & BONDING CONDUIT.
  - 8.4 CONDUIT FITTING
    - HOT DIPPED GALVANIZED OR DUCT METAL, THICKNESS NOT LESS THAN U.S. C.A. 101 & 102.
    - PAINTED PRIMER.
  - 8.5 CIRCUIT BREAKER, PANELBOARD, & CABINET
    - QUICK LATCH CIRCUIT BREAKER THERMAL MAGNETIC TRIP INDICATING HAVE CAPTION TRIP ON ALL CIRCUIT BREAKERS.
    - ALL CIRCUIT BREAKERS SHALL BE INSTALLED IN ACCORDANCE WITH THE MANUFACTURERS INSTRUCTIONS.
    - ALL CIRCUIT BREAKERS EQUIPPED W/ CIRCUIT BREAKER LOCATED INSTALLED IN ACCORDANCE W/ ELECTRICAL DRWG PLAN.
  - 8.6 WIRING DEVICES
    - SHALL BE AS LISTED COLOR & DESIGN AS APPROVED BY THE ARCHITECT. USE NATIONAL BRAND ONLY.
  - 9.0 WATER PROOFING
  - 10.0 ROOFING
    - FIN. PAINTED LONG SPAN (CA. 20) 101 STEEL, 16 RB TYPE 11000 OR EQUIVALENT.
  - 11.0 PAINTING & VARNISHING
    - EMULSION PAINT APPLICATION OR EQUIVALENT, ALL APPLICATIONS & METHODS USED SHALL BE APPROVED BY ARCHITECT.
    - EMULSION PAINTS SHALL BE APPLIED IN ACCORDANCE WITH THE MANUFACTURERS INSTRUCTIONS.
- III. GENERAL NOTES:
  - FOR ARCHITECTURAL:
    - A1 FINISHES OR SECTION OF WORKING DRAWING, TRIMS, JAMB, SILL, BALUSTERS, DOORS AND WINDOW FRAMES AND OTHER ARCHITECTURAL ELEMENT MUST BE SUBMITTED TO THE ARCHITECT FOR APPROVAL BEFORE FABRICATION.
    - A2 FABRICATED WORK SUCH AS WINDOW GLASS AND GLAZING, FINE DRESS AND ACCESSORIES AS RECOMMENDED BY THE MANUFACTURER OR FABRICATOR.
    - A3 VERIFY ALL MATERIALS DIMENSIONS IN THE ARCHITECT BEFORE FABRICATION OF DOORS AND WINDOWS FRAMED AND ALL OTHER DIMENSIONS SHALL BE CHECKED BY THE ARCHITECT.
  - CLEARING OF PREMISES
    - AFTER THE COMPLETION OF ALL WORKS, THE CONTRACTOR SHALL CLEAN THE CONSTRUCTION SITE OF ALL ITS CONSTRUCTION DEBRIS UP TO A MIN. DISTANCE OF 3.0 METERS FROM THE EXTREME LIMITS OF THE CONSTRUCTION STRUCTURE AND LEAVE THE SITE TO THE SATISFACTION OF COMING INSPECTION.
  - CHANGED ORDER
    - THE CONTRACTOR AND THE ARCHITECT EMPLOYEES OF THE CITY GOVERNMENT WITHOUT NOTICE OR APPROVAL FROM THE CITY MANOR SHALL NOT MAKE ANY CHANGES EITHER ALTERING, ADDING OR DEDUCTING FROM THE WORK COVERED IN THE DRAWING AND SPECIFICATIONS AND IN THE APPROVED CONTRACT RESPONSES FOR ANY DEVIATION IN THE DRAWING AND SPECIFICATIONS. ANY CHANGES SHALL BE ORDERED ONLY BY THE CITY MANOR IN HIS APPROVAL SIGNED IN A ROUTE SLIP FROM ANY WRITTEN REQUEST. NO CHANGE OR OMISSION FROM THE DRAWING AND SPECIFICATION SHALL BE CONSIDERED TO HAVE BEEN AUTHORIZED WITHOUT THE INITIAL OR SIGNATURE OF THE ARCHITECT.
    - TO INSURE THAT THE IMPLEMENTATION OF THE PROJECT ARE IN ACCORDANCE WITH THE APPROVED PLANS AND SPECIFICATIONS, THE ARCHITECT WILL IMMEDIATELY THE PERSONNEL OF THE ARCHITECTURAL UNIT WHO DESIGNED THE PLAN OF ANY CIRCUMSTANCES TO MAKE HIS INTERPRETATION.
  - FOR AS BUILT PLAN REQUIREMENT AFTER COMPLETION
    - AFTER COMPLETION BUT BEFORE FINAL ACCEPTANCE OF THE WORK, TURN IN A COMPLETE SET OF AS BUILT PLAN DRAWING OF EACH SYSTEM FOR RECORD PURPOSES. IN THE ARCHITECTURAL OFFICE. DRAWING SHALL BE REPRODUCIBLE AND SHALL BE THE SAME SIZE AS THE CONTRACT DRAWING, AND IT MUST BE EVALUATED OR CHECKED BY THE RESPONSIBLE ARCHITECT, STRUCTURAL DESIGNER, PLUMBING AND ELECTRICAL SECTION FOR THEIR APPROVAL.

	REVISED TO THE REQUIREMENTS OFFICE OF THE MAYOR ENGINEERING DEPARTMENT	PROJECT TITLE <b>MALIBU IMPROVEMENT OF PAVING BLUES VILLAGE IN CARPENTERS, MALIBU, CALIFORNIA</b>	ARCHITECTURAL ARCHITECT/DESIGNER <b>ARCHITECTURAL OFFICE</b>	PROGRAMMING & CONSTRUCTION ENGINEER/ARCHITECT <b>ARCHITECTURAL OFFICE</b>	CHECKED BY <b>ARCHITECTURAL OFFICE</b>	CHECKED & APPROVED BY <b>ARCHITECTURAL OFFICE</b>	RECOMMENDED APPROVAL <b>ARCHITECTURAL OFFICE</b>	APPROVED BY <b>ARCHITECTURAL OFFICE</b>	SHEET CONTENT GENERAL CONDITION GENERAL NOTES	SHEET NO. <b>A-1</b>
---	--	--	--	---	---	--	---	--	---	-------------------------

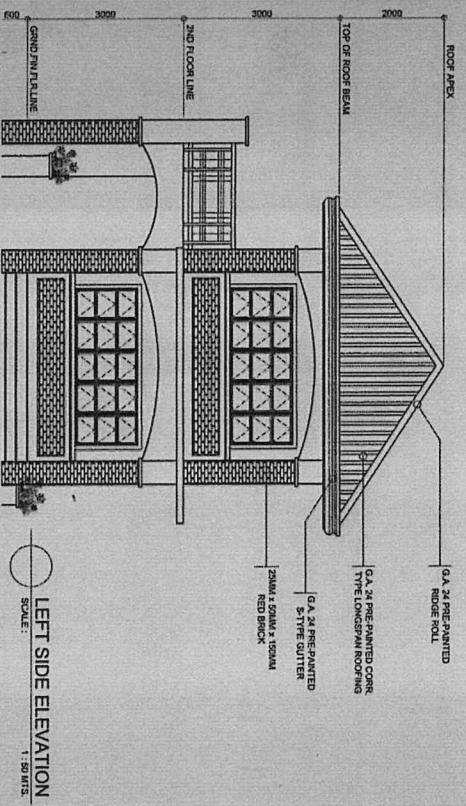
APPLICANT NOTES: 1. PROJECT TITLE AND ADDRESS OF THE ARCHITECT AND ENGINEER. 2. PROJECT TITLE AND ADDRESS OF THE ARCHITECT AND ENGINEER. 3. PROJECT TITLE AND ADDRESS OF THE ARCHITECT AND ENGINEER. 4. PROJECT TITLE AND ADDRESS OF THE ARCHITECT AND ENGINEER. 5. PROJECT TITLE AND ADDRESS OF THE ARCHITECT AND ENGINEER. 6. PROJECT TITLE AND ADDRESS OF THE ARCHITECT AND ENGINEER. 7. PROJECT TITLE AND ADDRESS OF THE ARCHITECT AND ENGINEER. 8. PROJECT TITLE AND ADDRESS OF THE ARCHITECT AND ENGINEER. 9. PROJECT TITLE AND ADDRESS OF THE ARCHITECT AND ENGINEER. 10. PROJECT TITLE AND ADDRESS OF THE ARCHITECT AND ENGINEER.

CONTRACTOR: **RICHARDO B. REYES**

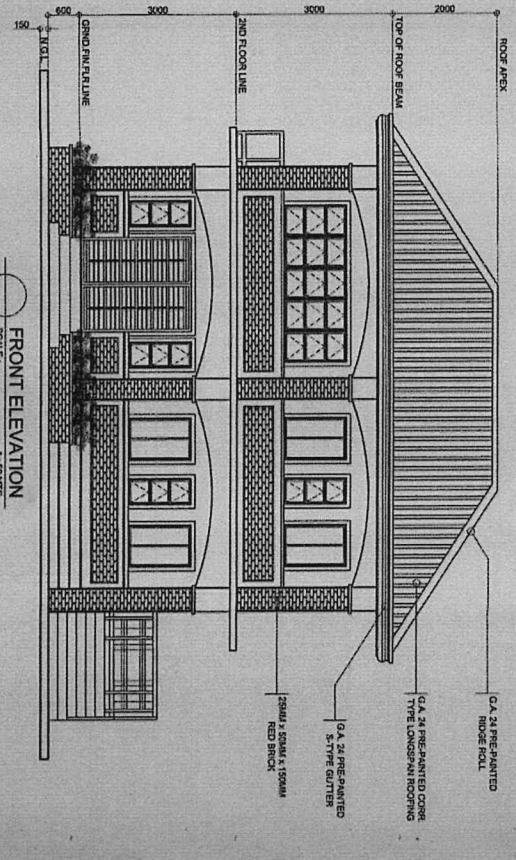
CONTRACT NO. \_\_\_\_\_



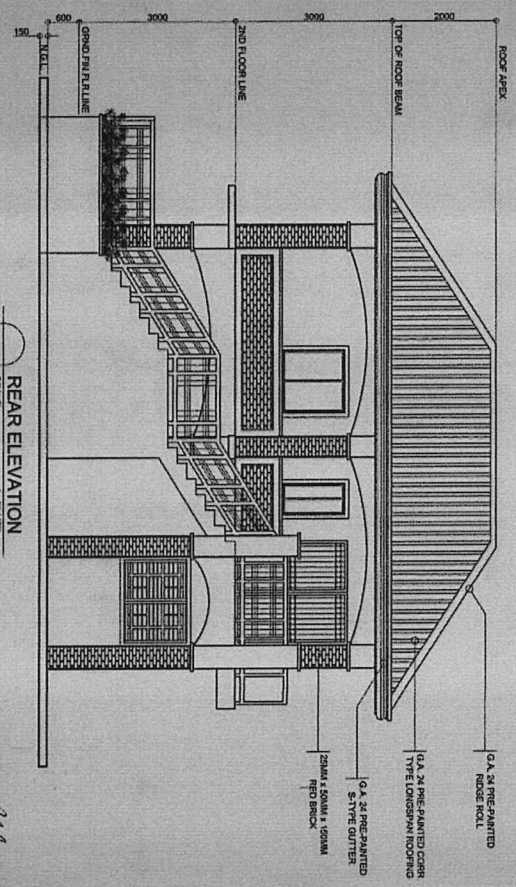
RIGHT SIDE ELEVATION  
SCALE: 1:50 MTS.




LEFT SIDE ELEVATION  
SCALE: 1:50 MTS.



FRONT ELEVATION  
SCALE: 1:50 MTS.



REAR ELEVATION  
SCALE: 1:50 MTS.

 <p>REPUBLIC OF THE PHILIPPINES CITY OF PASIG OFFICE OF THE MAYOR ENGINEERING DEPARTMENT ARCHITECTURAL OFFICE</p>		<p>PROJECT TITLE: MAYOR UNIFORMITY OF PASIG BUSINESS CENTER MULTI-TIERED BUILDING, GALLEO, AND OTHER SITES</p> <p>LOCATION: BPO ANTELOPE HILLS CITY PASIG CITY</p>		<p>ARCHITECTURAL: ARON L. CALVAR CORPORATE ARCHITECTURE</p>		<p>PROGRAMMING &amp; CONSTRUCTION: ENR ERNESTO S. SIZUAN</p>		<p>CHECKED BY: ENR NINA D. BLOOM</p>		<p>CHECKED &amp; REVIEWED BY: ENR GERARDO F. ENRIQUICO CORPORATE ARCHITECTURE</p>		<p>RECOMMENDED APPROVAL: ENR ARTAVERDES V. GERONIMO CORPORATE ARCHITECTURE</p>		<p>APPROVED BY: VICTOR M. REGISTRO CITY MAYOR</p>		<p>SHEET CONTENT: RIGHT SIDE ELEVATION FRONT ELEVATION LEFT SIDE ELEVATION REAR ELEVATION</p>		<p>SHEET NO. A-1</p>	
<p>CONTRACTOR: RICKARD &amp; REYES</p>																			

1. ALL DIMENSIONS AND MATERIALS SPECIFIED SHALL BE UNLESS OTHERWISE INDICATED.  
2. ALL MATERIALS AND WORKMANSHIP SHALL BE SUBJECT TO THE APPROVAL OF THE ARCHITECTURAL OFFICE.  
3. THE CONTRACTOR SHALL BE RESPONSIBLE FOR OBTAINING ALL NECESSARY PERMITS AND APPROVALS FROM THE APPROPRIATE AGENCIES.  
4. THE CONTRACTOR SHALL BE RESPONSIBLE FOR OBTAINING ALL NECESSARY PERMITS AND APPROVALS FROM THE APPROPRIATE AGENCIES.









REPUBLIC OF THE PHILIPPINES  
 OFFICE OF THE MAYOR  
 CITY OF PASIG  
**ENGINEERING DEPARTMENT**

**PROJECT TITLE:**  
 MAJOR IMPROVEMENT OF PASEO BLAS III  
 (WALKWAY, MULTI-PURPOSE BUILDING,  
 CATERING AND OPEN SPACE)  
**LOCATION:** BLAS III WESTWALK FLOORWAY, BLDG. AMBULANCE PARKING LOT

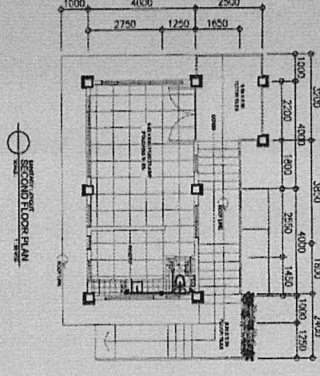
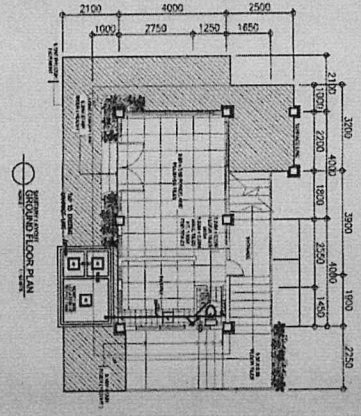
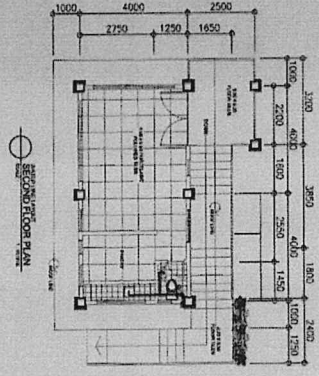
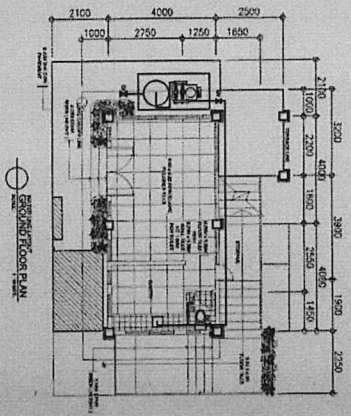
**PLUMBING:**  
 ALVIN C. GERONIMO  
 PROJECT ENGINEER  
 VINCENT V. VILLANOR, RUP  
 PROJECT INSPECTOR

**CHECKED & REVIEWED BY:**  
 ENGR. GERONIMO  
 CHIEF OF PLUMBING  
 RECOMMENDING AND CONSTRUCTION DESIGN

**RECOMMENDING APPROVAL:**  
 ENGR. ARTAVERDES Y GERONIMO  
 O.L.C. - ENGINEERING DEPARTMENT

**APPROVED BY:**  
 VICTOR MAX REGISN, SOTTO  
 CITY MANOR

**SHEET CONTENT SHEET NO.**  
 RICHARDO S. REYES  
 08-1-2020  
 CHECKED FOR: P  
 SHADINGS: P  
 LAYERS AND: P  
 LETTERS: P  
 DATE: 11/7  
 CONTRACTOR





REPUBLIC OF THE PHILIPPINES  
OFFICE OF THE MAYOR  
ENGINEERING DEPARTMENT

PROJECT TITLE:  
**Major Improvement of Public Bldg III  
(Mechanical, Multi-Purposed Buildings,  
Access to Air-Open Spaces)**

PLUMBING:  
**ALAN T. VILLANOR RUP**  
VACANT / VILLANOR RUP

CHECKED & REVIEWED BY:  
**ENGR. T. VILLANOR RUP**  
ENGR. OF PLUMBING, MECHANICAL AND CONSTRUCTION DESIGN

RECOMMENDING APPROVAL:  
**ENGR. ARTAXERXES V. GERONIMO**  
O.I.C. - ENGINEERING DEPARTMENT

APPROVED BY:  
**VICTOR MAC HERSIN SOTTO**  
CITY MAYOR

SHEET CONTENTS SHEET NO.  
SHEET NO. 217

LOCATION: BLDG. 3, SEPTIC TANK ROOM, 3RD FLOOR, ANTONIO MORALES CITY

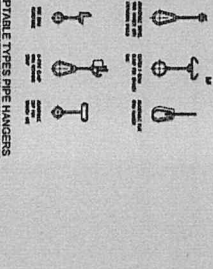
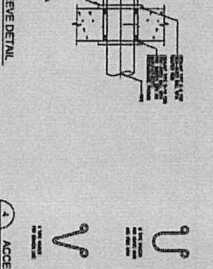
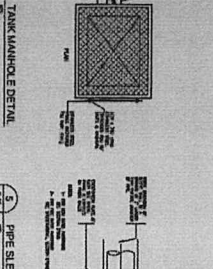
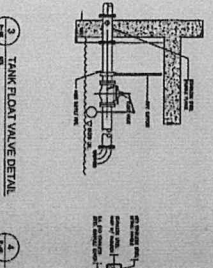
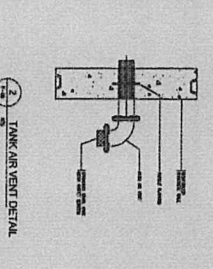
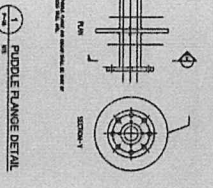
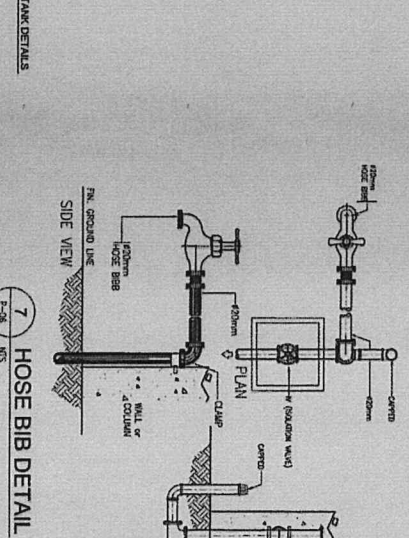
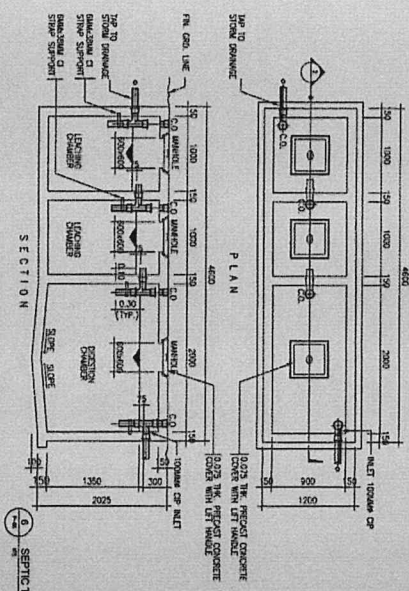
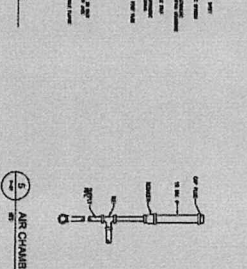
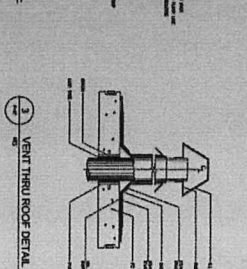
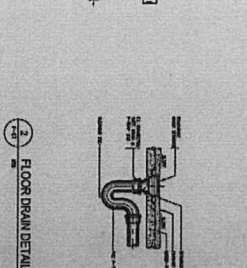
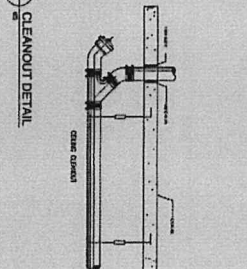
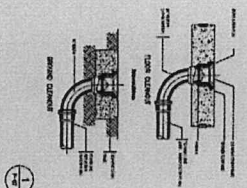
DATE: 12/15/2015

SCALE: AS SHOWN

PROJECT NO. 15-015

CONTRACTOR: RICARDO B. REYES

CONTRACTOR: RICARDO B. REYES



1 PUDDLE FLANGE DETAIL

2 TANK AIR VENT DETAIL

3 TANK FLOAT VALVE DETAIL

4 TANK MANHOLE DETAIL

5 PIPE SERVICE DETAIL

6 ACCEPTABLE TYPES PIPE HANGERS

7 HOSE BIB DETAIL

8 GUTTER DRAIN DETAIL

9 CLEANOUT DETAIL

10 FLOOR DRAIN DETAIL

11 VENT THRU ROOF DETAIL

12 AIR CHAMBER

13 SEPTIC TANK DETAILS

14 CLEANOUT DETAIL

15 FLOOR DRAIN DETAIL

16 VENT THRU ROOF DETAIL

17 AIR CHAMBER

18 SEPTIC TANK DETAILS

19 CLEANOUT DETAIL

20 FLOOR DRAIN DETAIL

21 VENT THRU ROOF DETAIL

22 AIR CHAMBER

23 SEPTIC TANK DETAILS

24 CLEANOUT DETAIL

25 FLOOR DRAIN DETAIL

26 VENT THRU ROOF DETAIL

27 AIR CHAMBER

28 SEPTIC TANK DETAILS

29 CLEANOUT DETAIL

30 FLOOR DRAIN DETAIL

31 VENT THRU ROOF DETAIL

32 AIR CHAMBER

33 SEPTIC TANK DETAILS

34 CLEANOUT DETAIL

35 FLOOR DRAIN DETAIL

36 VENT THRU ROOF DETAIL

37 AIR CHAMBER

38 SEPTIC TANK DETAILS

39 CLEANOUT DETAIL

40 FLOOR DRAIN DETAIL

41 VENT THRU ROOF DETAIL

42 AIR CHAMBER

43 SEPTIC TANK DETAILS

44 CLEANOUT DETAIL

45 FLOOR DRAIN DETAIL

46 VENT THRU ROOF DETAIL

47 AIR CHAMBER

48 SEPTIC TANK DETAILS

49 CLEANOUT DETAIL

50 FLOOR DRAIN DETAIL

51 VENT THRU ROOF DETAIL

52 AIR CHAMBER

53 SEPTIC TANK DETAILS

54 CLEANOUT DETAIL

55 FLOOR DRAIN DETAIL

56 VENT THRU ROOF DETAIL

57 AIR CHAMBER

58 SEPTIC TANK DETAILS

59 CLEANOUT DETAIL

60 FLOOR DRAIN DETAIL

61 VENT THRU ROOF DETAIL

62 AIR CHAMBER

63 SEPTIC TANK DETAILS

64 CLEANOUT DETAIL

65 FLOOR DRAIN DETAIL

66 VENT THRU ROOF DETAIL

67 AIR CHAMBER

68 SEPTIC TANK DETAILS

69 CLEANOUT DETAIL

70 FLOOR DRAIN DETAIL

71 VENT THRU ROOF DETAIL

72 AIR CHAMBER

73 SEPTIC TANK DETAILS

74 CLEANOUT DETAIL

75 FLOOR DRAIN DETAIL

76 VENT THRU ROOF DETAIL

77 AIR CHAMBER

78 SEPTIC TANK DETAILS

79 CLEANOUT DETAIL

80 FLOOR DRAIN DETAIL

81 VENT THRU ROOF DETAIL

82 AIR CHAMBER

83 SEPTIC TANK DETAILS

84 CLEANOUT DETAIL

85 FLOOR DRAIN DETAIL

86 VENT THRU ROOF DETAIL

87 AIR CHAMBER

88 SEPTIC TANK DETAILS

89 CLEANOUT DETAIL

90 FLOOR DRAIN DETAIL

91 VENT THRU ROOF DETAIL

92 AIR CHAMBER

93 SEPTIC TANK DETAILS

94 CLEANOUT DETAIL

95 FLOOR DRAIN DETAIL

96 VENT THRU ROOF DETAIL

97 AIR CHAMBER

98 SEPTIC TANK DETAILS

99 CLEANOUT DETAIL

100 FLOOR DRAIN DETAIL

101 VENT THRU ROOF DETAIL

102 AIR CHAMBER

103 SEPTIC TANK DETAILS

104 CLEANOUT DETAIL

105 FLOOR DRAIN DETAIL

106 VENT THRU ROOF DETAIL

107 AIR CHAMBER

108 SEPTIC TANK DETAILS

109 CLEANOUT DETAIL

110 FLOOR DRAIN DETAIL

111 VENT THRU ROOF DETAIL

112 AIR CHAMBER

113 SEPTIC TANK DETAILS

114 CLEANOUT DETAIL

115 FLOOR DRAIN DETAIL

116 VENT THRU ROOF DETAIL

117 AIR CHAMBER

118 SEPTIC TANK DETAILS

119 CLEANOUT DETAIL

120 FLOOR DRAIN DETAIL

121 VENT THRU ROOF DETAIL

122 AIR CHAMBER

123 SEPTIC TANK DETAILS

124 CLEANOUT DETAIL

125 FLOOR DRAIN DETAIL

126 VENT THRU ROOF DETAIL

127 AIR CHAMBER

128 SEPTIC TANK DETAILS

129 CLEANOUT DETAIL

130 FLOOR DRAIN DETAIL

131 VENT THRU ROOF DETAIL

132 AIR CHAMBER

133 SEPTIC TANK DETAILS

134 CLEANOUT DETAIL

135 FLOOR DRAIN DETAIL

136 VENT THRU ROOF DETAIL

137 AIR CHAMBER

138 SEPTIC TANK DETAILS

139 CLEANOUT DETAIL

140 FLOOR DRAIN DETAIL

141 VENT THRU ROOF DETAIL

142 AIR CHAMBER

143 SEPTIC TANK DETAILS

144 CLEANOUT DETAIL

145 FLOOR DRAIN DETAIL

146 VENT THRU ROOF DETAIL

147 AIR CHAMBER

148 SEPTIC TANK DETAILS

149 CLEANOUT DETAIL

150 FLOOR DRAIN DETAIL

151 VENT THRU ROOF DETAIL

152 AIR CHAMBER

153 SEPTIC TANK DETAILS

154 CLEANOUT DETAIL

155 FLOOR DRAIN DETAIL

156 VENT THRU ROOF DETAIL

157 AIR CHAMBER

158 SEPTIC TANK DETAILS

159 CLEANOUT DETAIL

160 FLOOR DRAIN DETAIL

161 VENT THRU ROOF DETAIL

162 AIR CHAMBER

163 SEPTIC TANK DETAILS

164 CLEANOUT DETAIL

165 FLOOR DRAIN DETAIL

166 VENT THRU ROOF DETAIL

167 AIR CHAMBER

168 SEPTIC TANK DETAILS

169 CLEANOUT DETAIL

170 FLOOR DRAIN DETAIL

171 VENT THRU ROOF DETAIL

172 AIR CHAMBER

173 SEPTIC TANK DETAILS

174 CLEANOUT DETAIL

175 FLOOR DRAIN DETAIL

176 VENT THRU ROOF DETAIL

177 AIR CHAMBER

178 SEPTIC TANK DETAILS

179 CLEANOUT DETAIL

180 FLOOR DRAIN DETAIL

181 VENT THRU ROOF DETAIL

182 AIR CHAMBER

183 SEPTIC TANK DETAILS

184 CLEANOUT DETAIL

185 FLOOR DRAIN DETAIL

186 VENT THRU ROOF DETAIL

187 AIR CHAMBER

188 SEPTIC TANK DETAILS

189 CLEANOUT DETAIL

190 FLOOR DRAIN DETAIL

191 VENT THRU ROOF DETAIL

192 AIR CHAMBER

193 SEPTIC TANK DETAILS

194 CLEANOUT DETAIL

195 FLOOR DRAIN DETAIL

196 VENT THRU ROOF DETAIL

197 AIR CHAMBER

198 SEPTIC TANK DETAILS

199 CLEANOUT DETAIL

200 FLOOR DRAIN DETAIL

201 VENT THRU ROOF DETAIL

202 AIR CHAMBER

203 SEPTIC TANK DETAILS

204 CLEANOUT DETAIL

205 FLOOR DRAIN DETAIL

206 VENT THRU ROOF DETAIL

207 AIR CHAMBER

208 SEPTIC TANK DETAILS

209 CLEANOUT DETAIL

210 FLOOR DRAIN DETAIL

211 VENT THRU ROOF DETAIL

212 AIR CHAMBER

213 SEPTIC TANK DETAILS

214 CLEANOUT DETAIL

215 FLOOR DRAIN DETAIL

216 VENT THRU ROOF DETAIL

217 AIR CHAMBER

218 SEPTIC TANK DETAILS

219 CLEANOUT DETAIL

220 FLOOR DRAIN DETAIL

221 VENT THRU ROOF DETAIL

222 AIR CHAMBER

2







REPUBLIC OF THE PHILIPPINES  
 OFFICE OF THE MAYOR  
 CITY OF PASIG  
**ENGINEERING DEPARTMENT**

PROJECT TITLE:  
**MAJOR IMPROVEMENT OF ROAD BY LANE III (WORKING, MULTI-PURPOSE BUILDING, GREEN AND OPEN SPACE)**

PLANNING:  
**ALAN A. VENTURA**  
 PROJECT MANAGER  
**VINCENT VILAVOR RUP**  
 PROJECT SUPERVISOR

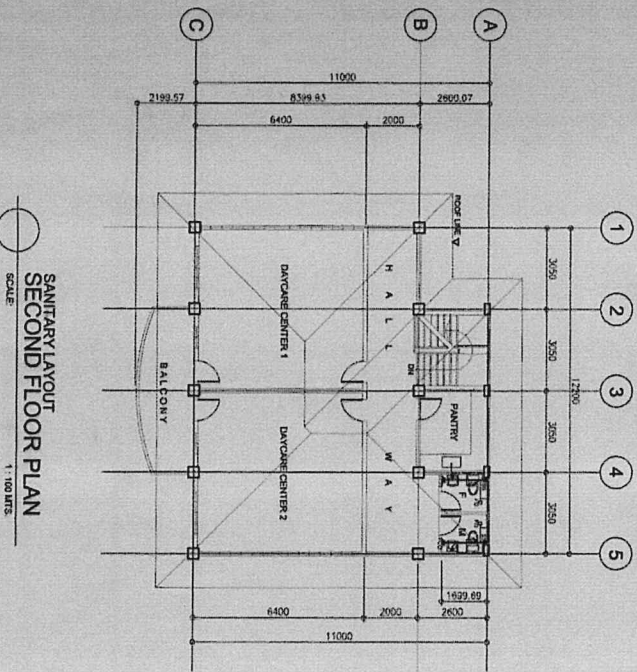
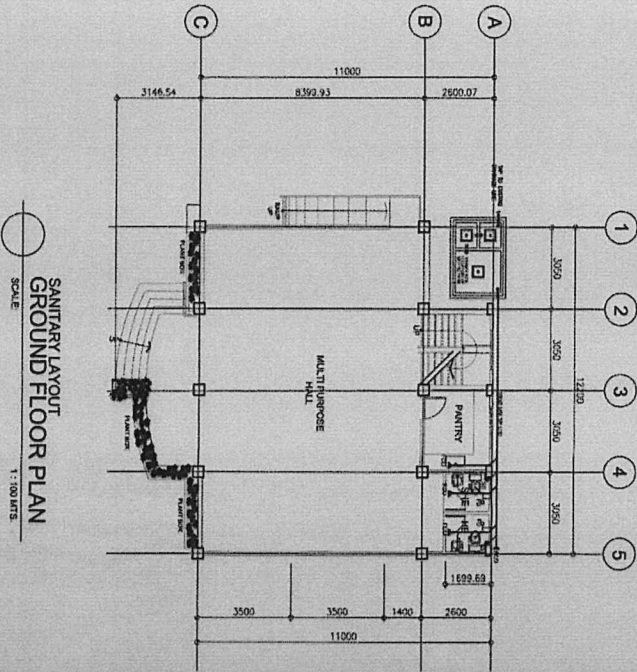
CHECKED & REVIEWED BY:  
**EMERSON M. ESPERENDIO**  
 CHIEF OF PLANNING AND CONSTRUCTION DIVISION

RECOMMENDING APPROVAL:  
**ENGR. ARTAVARDE V. GERONIMO**  
 CHIEF - DIVISIONAL DEPARTMENT

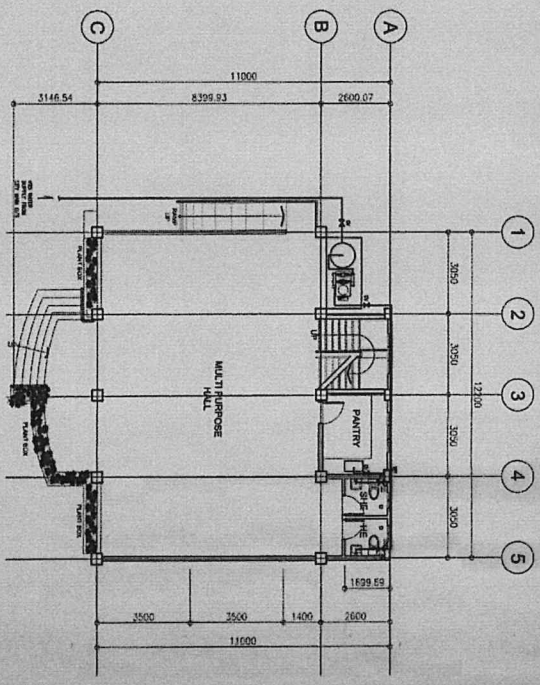
APPROVED BY:  
**VICTOR M. REGIS N. SOTTO**  
 CITY MANOR

CONTRACTOR:  
**RICARDO M. REYES**  
 SHEET NO. 47

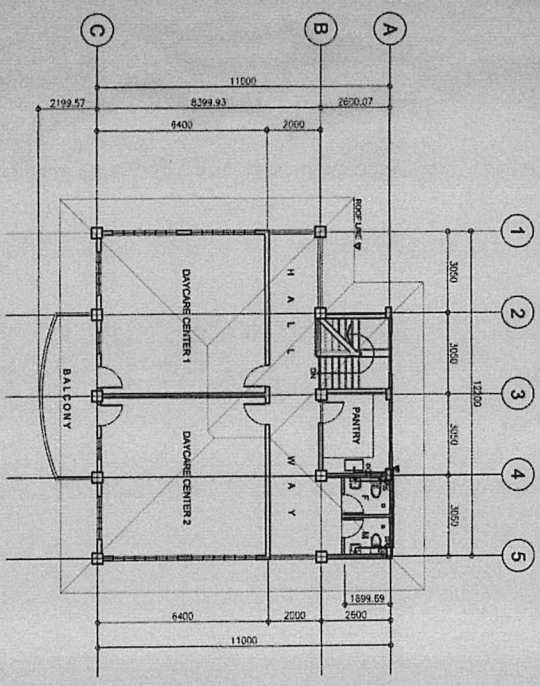
DATE: 02/14/2018  
 SHEET NO. 47








CONTRACTOR



WATERLINE LAYOUT  
GROUND FLOOR PLAN  
SCALE 1:100 MBS



WATERLINE LAYOUT  
SECOND FLOOR PLAN  
SCALE 1:100 MBS

 REPUBLIC OF THE PHILIPPINES CITY OF PASIG OFFICE OF THE MAYOR ENGINEERING DEPARTMENT	PROJECT TITLE: <b>MALUPUR IMPROVEMENT OF PASIG BLVD III (MODULAR, MULTI-PURPOSE BUILDING, GALLEY AND OPEN SPACES)</b>	PLUMBING:  <b>VINCENT VILLAMOR</b> PROJECT MANAGER	CHECKED & REVIEWED BY:  <b>ENGR. ARAYAXXES V. GERONIMO</b> CHIEF OF PLUMBING, MECHANICAL AND CONSTRUCTION DIVISION	RECOMMENDING APPROVAL:  <b>ENGR. ARAYAXXES V. GERONIMO</b> O.I.C. - ENGINEERING DEPARTMENT	APPROVED BY:  <b>VICTOR M. TREJINA, SOTTO</b> CITY MANOR
	LOCATION: 1238 B WESTERN COMMON / BRGY. AMBAYONG PASIG CITY	1. I HAVE READ THE CONTRACT AND THE TERMS AND CONDITIONS OF THE SAME AND I AGREE TO ACCEPT THE SAME. 2. I HAVE READ THE CONTRACT AND THE TERMS AND CONDITIONS OF THE SAME AND I AGREE TO ACCEPT THE SAME. 3. I HAVE READ THE CONTRACT AND THE TERMS AND CONDITIONS OF THE SAME AND I AGREE TO ACCEPT THE SAME. 4. I HAVE READ THE CONTRACT AND THE TERMS AND CONDITIONS OF THE SAME AND I AGREE TO ACCEPT THE SAME.	PROJECT APPROVAL: I HEREBY APPROVE THE PROJECT AND THE CONTRACT AND THE TERMS AND CONDITIONS OF THE SAME. PROJECT APPROVAL: I HEREBY APPROVE THE PROJECT AND THE CONTRACT AND THE TERMS AND CONDITIONS OF THE SAME. PROJECT APPROVAL: I HEREBY APPROVE THE PROJECT AND THE CONTRACT AND THE TERMS AND CONDITIONS OF THE SAME.	CONTRACTOR: GROUP: P&G SHEET NO.: 517	CONTRACTOR:



REPUBLIC OF THE PHILIPPINES  
OFFICE OF THE MAYOR  
CITY OF PASIG  
**ENGINEERING DEPARTMENT**

PROJECT TITLE  
**Major Improvement of Public Bliss III (MORNING, MULTI-PURPOSE BUILDING, GYMNASIUM AND OPEN SPACE)**

FLUWING:  
**ALAN K. VILLANUBA**  
PROJECT DESIGNER

CHECKED & REVIEWED BY:  
**ENGR. ARYAVENES V. GERONIMO**  
O.I.C. - ENGINEERING DEPARTMENT

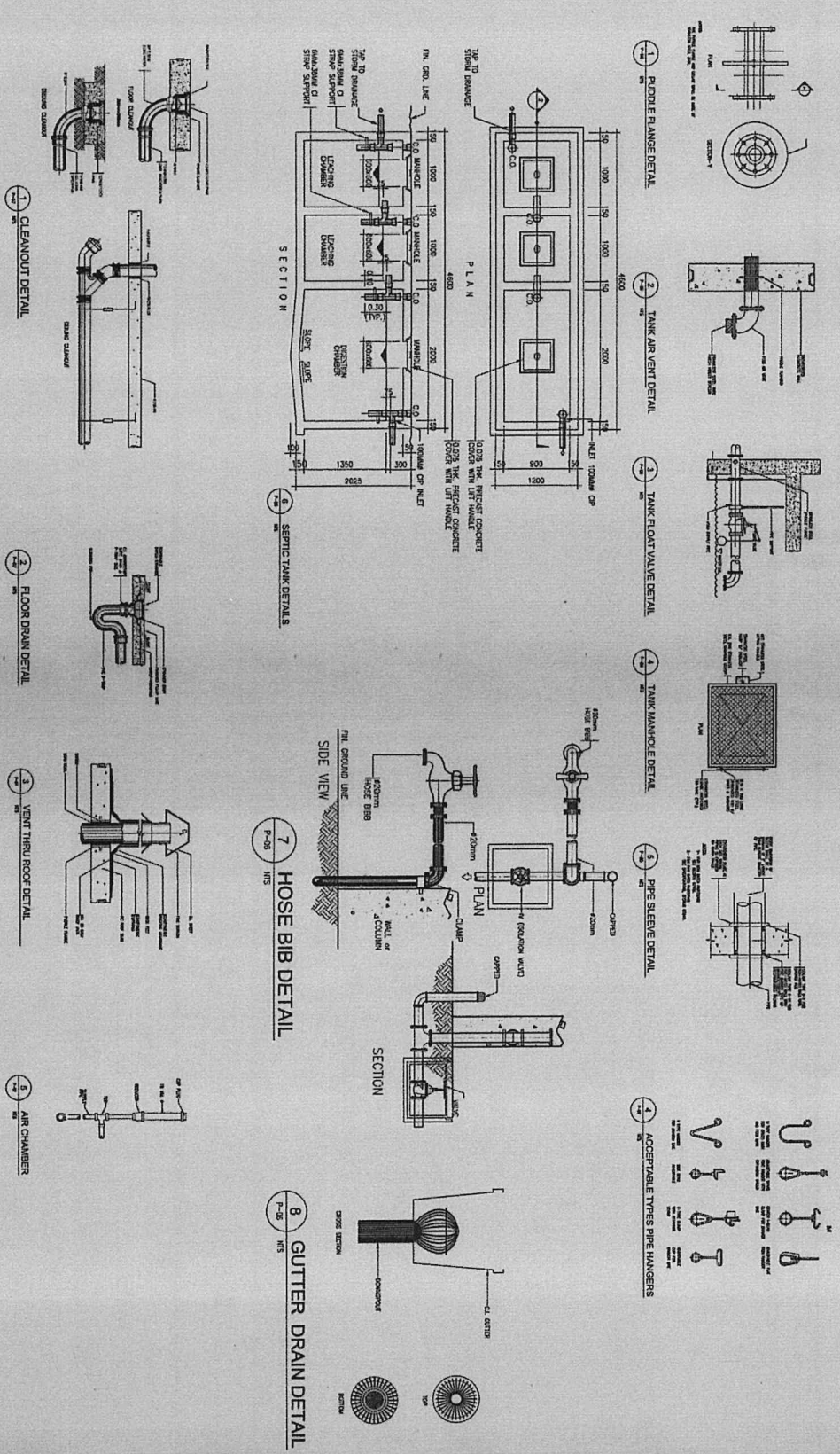
RECOMMENDING APPROVAL:  
**ENGR. ARTAVENES V. GERONIMO**  
O.I.C. - ENGINEERING DEPARTMENT

APPROVED BY:  
**VICTOR LUIS REYES, SOTTO**  
CITY MAYOR

CONTRACTOR  
**RICARDO B. REVES**

SHEET CONTENT SHEET NO.  
**67**

1. ALL WORK SHALL BE IN ACCORDANCE WITH THE NATIONAL BUILDING CODE AND THE NATIONAL ELECTRICAL CODE.  
2. ALL WORK SHALL BE IN ACCORDANCE WITH THE NATIONAL WATER SUPPLY AND SANITATION CODE.  
3. ALL WORK SHALL BE IN ACCORDANCE WITH THE NATIONAL FIRE PREVENTION CODE.  
4. THE OWNER OF THE CONSTRUCTION.  
5. PROJECT APPROVAL FOR CONSTRUCTION SHALL BE OBTAINED FROM THE CITY ENGINEERING DEPARTMENT.  
6. ALL WORK SHALL BE IN ACCORDANCE WITH THE NATIONAL ELECTRICAL CODE AND THE NATIONAL WATER SUPPLY AND SANITATION CODE.

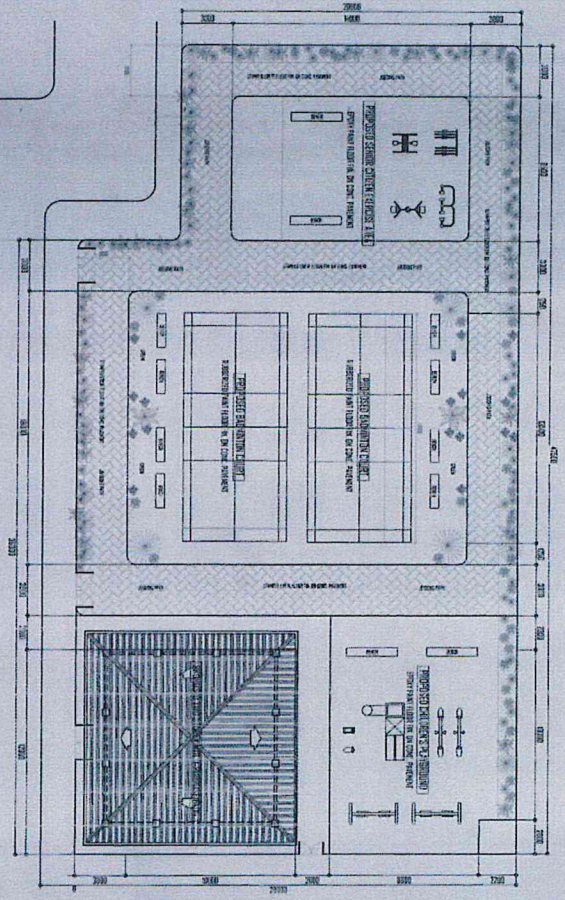


67






PERSPECTIVE



SITE DEVELOPMENT PLAN

  
 OFFICE OF THE MAYOR  
 ENGINEERING DEPARTMENT  
 ARCHITECTURAL OFFICE

PROJECT TITLE  
**MAJOR IMPROVEMENT OF PASIG BLISS VILLAGE III (MORTUARY, MULTI-PURPOSE BUILDING, GAZEBO AND OPEN SPACE)**

ARCHITECT: **RICARDO M. GONZALEZ**  
 PROJECT & DESIGN

PROFESSIONAL & CONSTRUCTION  
**ARCI ALBERTO P. SPANAN JR.**  
 REGISTERED ARCHITECT

CHECKED BY:  
**ENRICO M. GONZALEZ**  
 REGISTERED ARCHITECT

RECOMMENDED APPROVAL:  
**ELIEN APRIYANES V. GERONIMO**  
 REGISTERED ARCHITECT

APPROVED BY:  
**VICTOR M. REYES SOTTO**  
 REGISTERED ARCHITECT

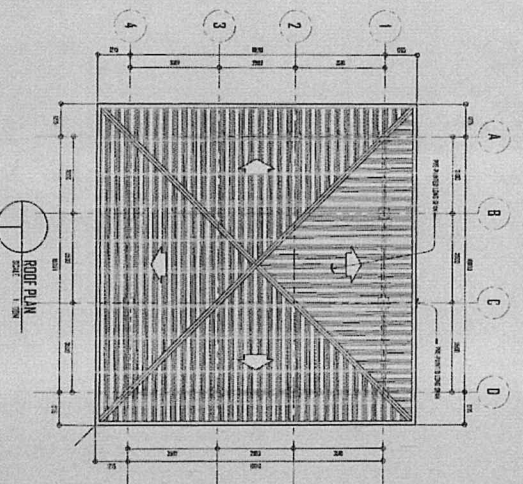
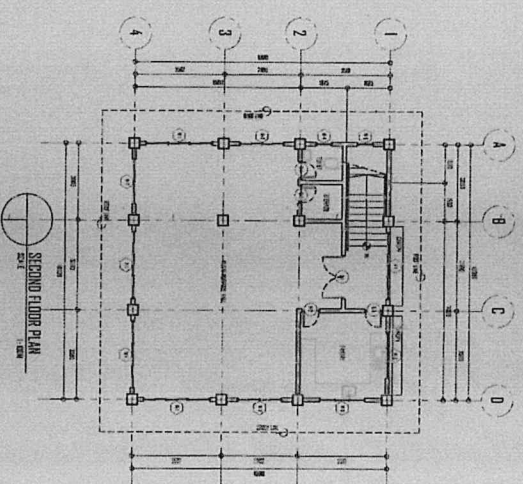
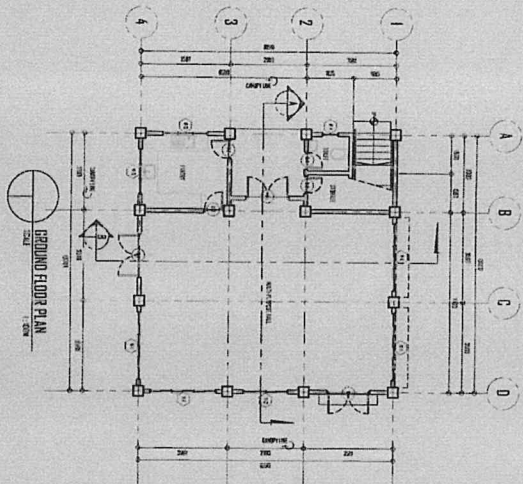
SHEET DATA:  
 SHEET NO. **A1**

1. I, the undersigned, hereby certify that the design and construction of the project are in accordance with the approved plans and specifications. I am a duly registered professional architect in the Philippines.

2. I, the undersigned, hereby certify that the design and construction of the project are in accordance with the approved plans and specifications. I am a duly registered professional architect in the Philippines.

3. I, the undersigned, hereby certify that the design and construction of the project are in accordance with the approved plans and specifications. I am a duly registered professional architect in the Philippines.

4. I, the undersigned, hereby certify that the design and construction of the project are in accordance with the approved plans and specifications. I am a duly registered professional architect in the Philippines.



OFFICE OF THE MAJOR  
**ENGINEERING DEPARTMENT**  
 ARCHITECTURAL OFFICE

**PROJECT TITLE**  
 MAJOR IMPROVEMENT OF PASIG BASS VILLAGE III  
 (IMPROVING QUALITY OF SERVICE AND  
 SAFETY AND COMFORT)

**ARCHITECTURAL**  
 ARCHT. LEA V. OJEDA

**STRUCTURAL & CONSTRUCTION**  
 ANTONIO ALBERTO SAMAN JR.  
 ENGR. DOMINIC OJEDA

**APPROVED BY**  
 ENGR. FERRER

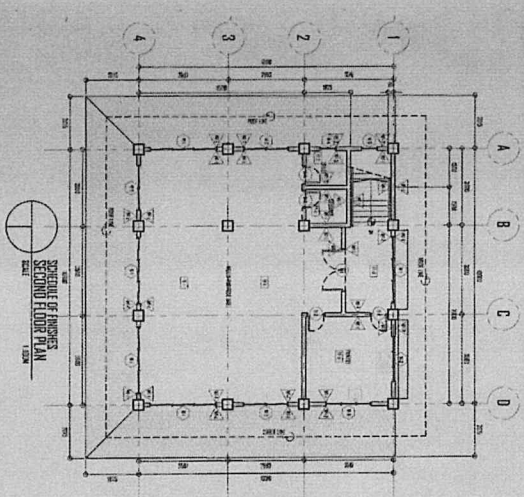
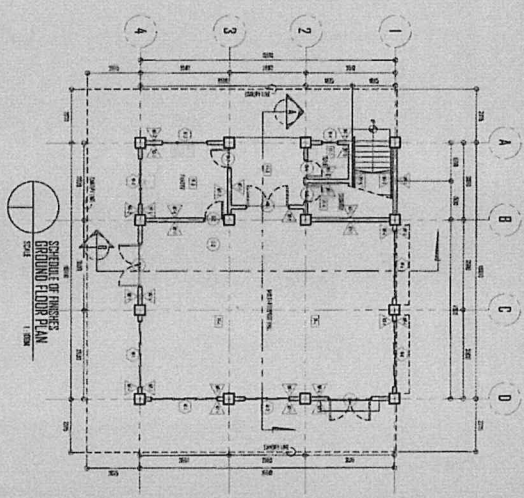
**RECOMMENDED APPROVAL**  
 ENGR. FERRER

**APPROVED BY**  
 WILSON T. REYES II, TORO

**SHEET NUMBER**  
 2ND FLOOR PLAN  
 3RD FLOOR PLAN  
 ROOF PLAN

**SHEET NO.**  
 A2

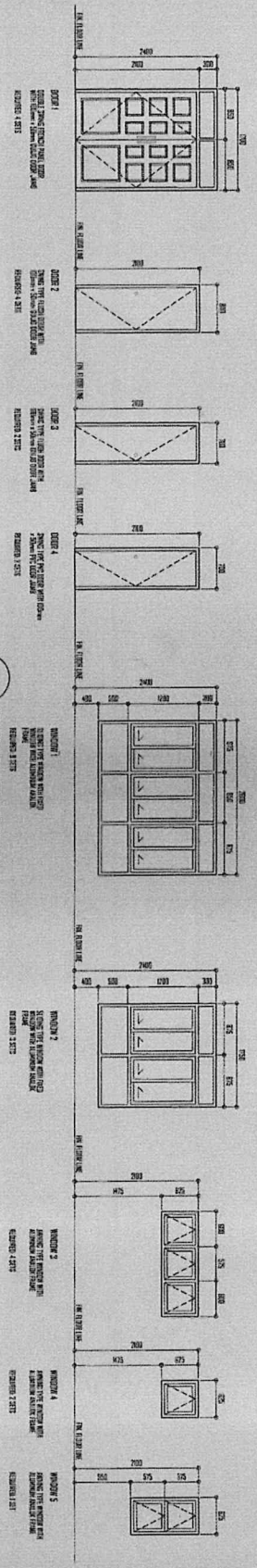
1. I AM A REGISTERED PROFESSIONAL ENGINEER IN THE PHILIPPINES.  
 2. I AM A REGISTERED ARCHITECT IN THE PHILIPPINES.  
 3. I AM A REGISTERED CIVIL ENGINEER IN THE PHILIPPINES.  
 4. I AM A REGISTERED CIVIL ENGINEER IN THE PHILIPPINES.  
 5. I AM A REGISTERED CIVIL ENGINEER IN THE PHILIPPINES.



SCHEDULE OF FINISHES  
SCALE 1:500

- SCHEDULE OF WALL FINISHES
- 1. PLASTER
  - 2. PLASTER WITH POLYESTER FIBER REINFORCEMENT
  - 3. PLASTER WITH POLYESTER FIBER REINFORCEMENT AND WATER PROOFING
  - 4. PLASTER WITH POLYESTER FIBER REINFORCEMENT AND WATER PROOFING AND INSULATION
  - 5. PLASTER WITH POLYESTER FIBER REINFORCEMENT AND WATER PROOFING AND INSULATION AND FINISH
  - 6. PLASTER WITH POLYESTER FIBER REINFORCEMENT AND WATER PROOFING AND INSULATION AND FINISH AND PAINT
  - 7. PLASTER WITH POLYESTER FIBER REINFORCEMENT AND WATER PROOFING AND INSULATION AND FINISH AND PAINT AND GLASS BLOCK
  - 8. PLASTER WITH POLYESTER FIBER REINFORCEMENT AND WATER PROOFING AND INSULATION AND FINISH AND PAINT AND GLASS BLOCK AND GLASS BRICK
  - 9. PLASTER WITH POLYESTER FIBER REINFORCEMENT AND WATER PROOFING AND INSULATION AND FINISH AND PAINT AND GLASS BLOCK AND GLASS BRICK AND GLASS TILE
  - 10. PLASTER WITH POLYESTER FIBER REINFORCEMENT AND WATER PROOFING AND INSULATION AND FINISH AND PAINT AND GLASS BLOCK AND GLASS BRICK AND GLASS TILE AND GLASS PANE

- SCHEDULE OF FLOOR FINISHES
- 1. POLISHED CONCRETE
  - 2. POLISHED CONCRETE WITH POLYURETHANE FINISH
  - 3. POLISHED CONCRETE WITH POLYURETHANE FINISH AND POLYURETHANE SEALER
  - 4. POLISHED CONCRETE WITH POLYURETHANE FINISH AND POLYURETHANE SEALER AND POLYURETHANE SEALER
  - 5. POLISHED CONCRETE WITH POLYURETHANE FINISH AND POLYURETHANE SEALER AND POLYURETHANE SEALER AND POLYURETHANE SEALER
  - 6. POLISHED CONCRETE WITH POLYURETHANE FINISH AND POLYURETHANE SEALER AND POLYURETHANE SEALER AND POLYURETHANE SEALER AND POLYURETHANE SEALER
  - 7. POLISHED CONCRETE WITH POLYURETHANE FINISH AND POLYURETHANE SEALER AND POLYURETHANE SEALER AND POLYURETHANE SEALER AND POLYURETHANE SEALER AND POLYURETHANE SEALER
  - 8. POLISHED CONCRETE WITH POLYURETHANE FINISH AND POLYURETHANE SEALER AND POLYURETHANE SEALER AND POLYURETHANE SEALER AND POLYURETHANE SEALER AND POLYURETHANE SEALER AND POLYURETHANE SEALER
  - 9. POLISHED CONCRETE WITH POLYURETHANE FINISH AND POLYURETHANE SEALER AND POLYURETHANE SEALER AND POLYURETHANE SEALER AND POLYURETHANE SEALER AND POLYURETHANE SEALER AND POLYURETHANE SEALER AND POLYURETHANE SEALER
  - 10. POLISHED CONCRETE WITH POLYURETHANE FINISH AND POLYURETHANE SEALER AND POLYURETHANE SEALER AND POLYURETHANE SEALER AND POLYURETHANE SEALER AND POLYURETHANE SEALER AND POLYURETHANE SEALER AND POLYURETHANE SEALER AND POLYURETHANE SEALER



<p>OFFICE OF THE MAYOR ENGINEERING DEPARTMENT ARCHITECTURAL OFFICE</p>	PROJECT TITLE	ARCHITECTURAL	PROFESSIONAL & CONTRACTORS	DESIGNED BY	REGISTERED ARCHITECT	APPROVED BY	SHEET CONTENTS	SHEET NO.
	<p>MAJOR IMPROVEMENT OF PUBLIC SALES YALACAN (COURTNEY/VALENTIN BUILDING ROBBER AND CRIPPLES)</p>	<p>ARCHITECT: <i>[Signature]</i> MAGSAYO, ALBERTO M. JR.</p>	<p>ARCHT. ALBERTO M. MAGSAYO, JR. MAGSAYO ARCHITECTS &amp; ASSOCIATES, INC.</p>	<p>ARCHT. ALBERTO M. MAGSAYO, JR. MAGSAYO ARCHITECTS &amp; ASSOCIATES, INC.</p>	<p>ENGR. MARICEL V. GERONIMO MARICEL V. GERONIMO ARCHITECTS &amp; ASSOCIATES, INC.</p>	<p>VICTOR B. PANGLOSS, JR. VICTOR B. PANGLOSS ARCHITECTS &amp; ASSOCIATES, INC.</p>	<p>SCHEDULE OF FINISHES DOORS &amp; WINDOWS</p>	<p>A3</p>

1. ALL DIMENSIONS ARE IN METERS UNLESS OTHERWISE SPECIFIED.  
2. ALL DIMENSIONS ARE IN METERS UNLESS OTHERWISE SPECIFIED.  
3. ALL DIMENSIONS ARE IN METERS UNLESS OTHERWISE SPECIFIED.  
4. ALL DIMENSIONS ARE IN METERS UNLESS OTHERWISE SPECIFIED.  
5. ALL DIMENSIONS ARE IN METERS UNLESS OTHERWISE SPECIFIED.





1. ALL MATERIALS AND METHODS TO BE USED SHALL BE APPROVED BY THE ENGINEER BEFORE THE COMMENCEMENT OF WORK. THE CONTRACTOR SHALL SUBMIT TO THE ENGINEER FOR APPROVAL ALL MATERIALS AND METHODS TO BE USED IN THE WORK.
2. THE CONTRACTOR SHALL BE RESPONSIBLE FOR OBTAINING ALL NECESSARY PERMITS AND APPROVALS FROM THE LOCAL GOVERNMENT AGENCIES AND THE NATIONAL ELECTRICAL CONTRACTORS ASSOCIATION (NECA).
3. THE CONTRACTOR SHALL BE RESPONSIBLE FOR OBTAINING ALL NECESSARY PERMITS AND APPROVALS FROM THE LOCAL GOVERNMENT AGENCIES AND THE NATIONAL ELECTRICAL CONTRACTORS ASSOCIATION (NECA).
4. THE CONTRACTOR SHALL BE RESPONSIBLE FOR OBTAINING ALL NECESSARY PERMITS AND APPROVALS FROM THE LOCAL GOVERNMENT AGENCIES AND THE NATIONAL ELECTRICAL CONTRACTORS ASSOCIATION (NECA).
5. THE CONTRACTOR SHALL BE RESPONSIBLE FOR OBTAINING ALL NECESSARY PERMITS AND APPROVALS FROM THE LOCAL GOVERNMENT AGENCIES AND THE NATIONAL ELECTRICAL CONTRACTORS ASSOCIATION (NECA).
6. THE CONTRACTOR SHALL BE RESPONSIBLE FOR OBTAINING ALL NECESSARY PERMITS AND APPROVALS FROM THE LOCAL GOVERNMENT AGENCIES AND THE NATIONAL ELECTRICAL CONTRACTORS ASSOCIATION (NECA).
7. THE CONTRACTOR SHALL BE RESPONSIBLE FOR OBTAINING ALL NECESSARY PERMITS AND APPROVALS FROM THE LOCAL GOVERNMENT AGENCIES AND THE NATIONAL ELECTRICAL CONTRACTORS ASSOCIATION (NECA).
8. THE CONTRACTOR SHALL BE RESPONSIBLE FOR OBTAINING ALL NECESSARY PERMITS AND APPROVALS FROM THE LOCAL GOVERNMENT AGENCIES AND THE NATIONAL ELECTRICAL CONTRACTORS ASSOCIATION (NECA).
9. THE CONTRACTOR SHALL BE RESPONSIBLE FOR OBTAINING ALL NECESSARY PERMITS AND APPROVALS FROM THE LOCAL GOVERNMENT AGENCIES AND THE NATIONAL ELECTRICAL CONTRACTORS ASSOCIATION (NECA).
10. THE CONTRACTOR SHALL BE RESPONSIBLE FOR OBTAINING ALL NECESSARY PERMITS AND APPROVALS FROM THE LOCAL GOVERNMENT AGENCIES AND THE NATIONAL ELECTRICAL CONTRACTORS ASSOCIATION (NECA).

GENERAL NOTES & SPECIFICATIONS

Table 1 - Bill of Materials

ITEM NO.	DESCRIPTION	UNIT	QUANTITY	REMARKS
1	1.000	1	1	1.000
2	2.000	2	2	2.000
3	3.000	3	3	3.000
4	4.000	4	4	4.000
5	5.000	5	5	5.000
6	6.000	6	6	6.000
7	7.000	7	7	7.000
8	8.000	8	8	8.000
9	9.000	9	9	9.000
10	10.000	10	10	10.000

Table 2 - Bill of Materials

ITEM NO.	DESCRIPTION	UNIT	QUANTITY	REMARKS
1	1.000	1	1	1.000
2	2.000	2	2	2.000
3	3.000	3	3	3.000
4	4.000	4	4	4.000
5	5.000	5	5	5.000
6	6.000	6	6	6.000
7	7.000	7	7	7.000
8	8.000	8	8	8.000
9	9.000	9	9	9.000
10	10.000	10	10	10.000

Table 3 - Bill of Materials

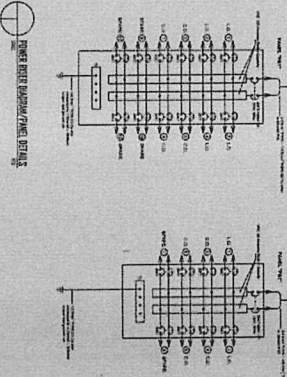
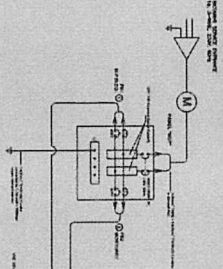
ITEM NO.	DESCRIPTION	UNIT	QUANTITY	REMARKS
1	1.000	1	1	1.000
2	2.000	2	2	2.000
3	3.000	3	3	3.000
4	4.000	4	4	4.000
5	5.000	5	5	5.000
6	6.000	6	6	6.000
7	7.000	7	7	7.000
8	8.000	8	8	8.000
9	9.000	9	9	9.000
10	10.000	10	10	10.000

Table 4 - Bill of Materials

ITEM NO.	DESCRIPTION	UNIT	QUANTITY	REMARKS
1	1.000	1	1	1.000
2	2.000	2	2	2.000
3	3.000	3	3	3.000
4	4.000	4	4	4.000
5	5.000	5	5	5.000
6	6.000	6	6	6.000
7	7.000	7	7	7.000
8	8.000	8	8	8.000
9	9.000	9	9	9.000
10	10.000	10	10	10.000

APPROVED BY: [Signature]

APPROVED BY: [Signature]



REPUBLIC OF THE PHILIPPINES  
CITY OF PASIG  
OFFICE OF THE MAYOR  
CITY ENGINEERING OFFICE

PROJECT TITLE  
**MAJOR IMPROVEMENT OF PASIG BLISS VILLAGE III (MORTUARY, MULTI-PURPOSE BUILDING, GAZEBO AND OPEN SPACE) AT WESTBANK FLOODWAY, BRGY. MAAYBUNGA**

LOCATION: BLISS II BRGY. MAAYBUNGA, PASIG CITY

ELECTRICAL  
ENGR. MARK JOSEPH L. CALILING  
[Signature]

DECIDED BY  
ENGR. JOSE L. TIZON  
[Signature]

REVIEWED BY  
ENGR. ANTONIO A. PRUDENCIO  
[Signature]

APPROVED BY  
ENGR. ARTURIO V. GERONIMO  
[Signature]

APPROVED BY  
VICTOR BA. REGIS N. SOTTO  
CITY MAYOR

RECOMMENDED APPROVAL  
MR. RICARDO B. REYES  
[Signature]

SHEET NO. 0109

IMPORTANT NOTES:  
1. THE CONTRACTOR SHALL BE RESPONSIBLE FOR OBTAINING ALL NECESSARY PERMITS AND APPROVALS FROM THE LOCAL GOVERNMENT AGENCIES AND THE NATIONAL ELECTRICAL CONTRACTORS ASSOCIATION (NECA).  
2. THE CONTRACTOR SHALL BE RESPONSIBLE FOR OBTAINING ALL NECESSARY PERMITS AND APPROVALS FROM THE LOCAL GOVERNMENT AGENCIES AND THE NATIONAL ELECTRICAL CONTRACTORS ASSOCIATION (NECA).  
3. THE CONTRACTOR SHALL BE RESPONSIBLE FOR OBTAINING ALL NECESSARY PERMITS AND APPROVALS FROM THE LOCAL GOVERNMENT AGENCIES AND THE NATIONAL ELECTRICAL CONTRACTORS ASSOCIATION (NECA).  
4. THE CONTRACTOR SHALL BE RESPONSIBLE FOR OBTAINING ALL NECESSARY PERMITS AND APPROVALS FROM THE LOCAL GOVERNMENT AGENCIES AND THE NATIONAL ELECTRICAL CONTRACTORS ASSOCIATION (NECA).  
5. THE CONTRACTOR SHALL BE RESPONSIBLE FOR OBTAINING ALL NECESSARY PERMITS AND APPROVALS FROM THE LOCAL GOVERNMENT AGENCIES AND THE NATIONAL ELECTRICAL CONTRACTORS ASSOCIATION (NECA).  
6. THE CONTRACTOR SHALL BE RESPONSIBLE FOR OBTAINING ALL NECESSARY PERMITS AND APPROVALS FROM THE LOCAL GOVERNMENT AGENCIES AND THE NATIONAL ELECTRICAL CONTRACTORS ASSOCIATION (NECA).  
7. THE CONTRACTOR SHALL BE RESPONSIBLE FOR OBTAINING ALL NECESSARY PERMITS AND APPROVALS FROM THE LOCAL GOVERNMENT AGENCIES AND THE NATIONAL ELECTRICAL CONTRACTORS ASSOCIATION (NECA).  
8. THE CONTRACTOR SHALL BE RESPONSIBLE FOR OBTAINING ALL NECESSARY PERMITS AND APPROVALS FROM THE LOCAL GOVERNMENT AGENCIES AND THE NATIONAL ELECTRICAL CONTRACTORS ASSOCIATION (NECA).  
9. THE CONTRACTOR SHALL BE RESPONSIBLE FOR OBTAINING ALL NECESSARY PERMITS AND APPROVALS FROM THE LOCAL GOVERNMENT AGENCIES AND THE NATIONAL ELECTRICAL CONTRACTORS ASSOCIATION (NECA).  
10. THE CONTRACTOR SHALL BE RESPONSIBLE FOR OBTAINING ALL NECESSARY PERMITS AND APPROVALS FROM THE LOCAL GOVERNMENT AGENCIES AND THE NATIONAL ELECTRICAL CONTRACTORS ASSOCIATION (NECA).



**CITY ENGINEERING OFFICE**

REPUBLIC OF THE PHILIPPINES  
CITY OF PASIG

**PROJECT TITLE**  
MAJOR IMPROVEMENT OF PASIG BLISS VILLAGE III  
(MORTUARY, MULTI-PURPOSE BUILDING, GAZEBO  
AND OPEN SPACE AT WESTBANK FLOODWAY,  
BRGY. MAYBUNGA

**LOCATION:** BLISS III BRGY. MAYBUNGA, PASIG CITY

**ELECTRICAL:**  
ENGR. MARY JOSEPH L. CALALING

**CHECKED BY:**  
ENGR. A. J. TIRON

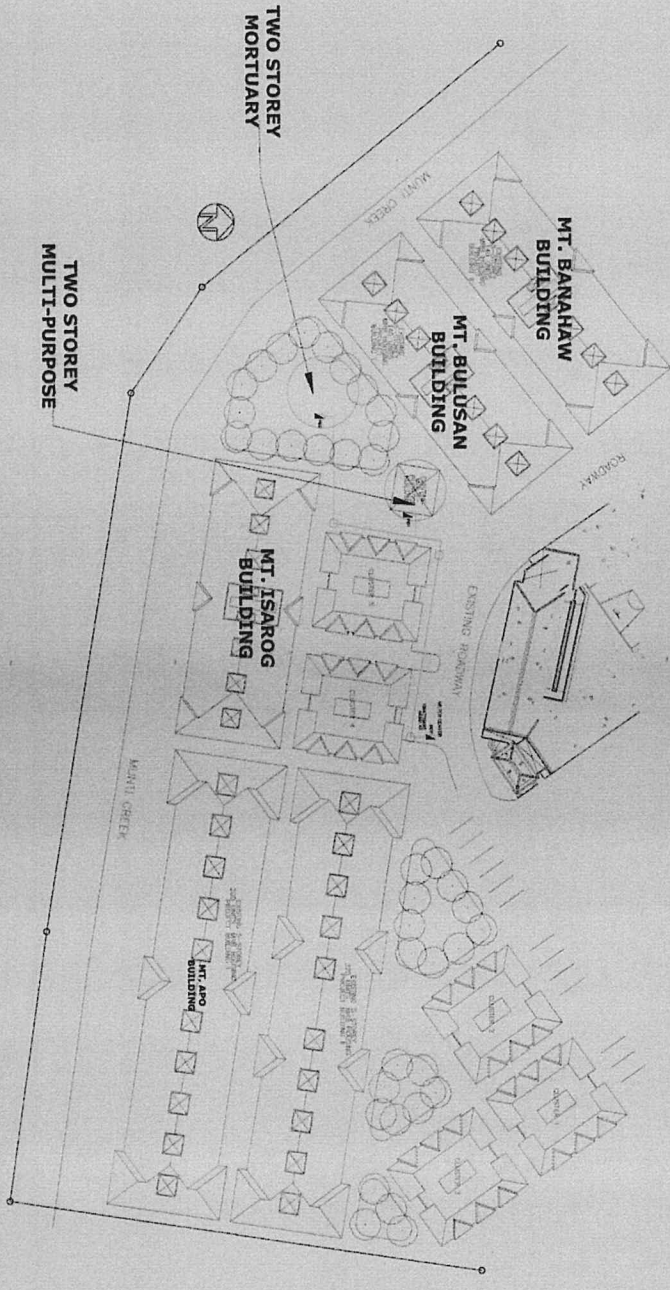
**REVIEWED BY:**  
ENGR. J. S. SANCHEZ

**APPROVED BY:**  
ENGR. ARTABASCO V. GERONIMO

**APPROVED BY:**  
VICTOR MA. REGIS M. SOTTO  
CITY ENGINEER

**SHEET CONTENTS:**  
SHEET NO. **E**  
**02/09**

**IMPORTANT NOTES:**  
1. NO ALTERATION IN PLANS AND SPECIFICATIONS SHALL BE MADE WITHOUT THE PRIOR APPROVAL OF THE ARCHITECT AND ENGINEER.  
2. THE CONTRACTOR SHALL BE RESPONSIBLE FOR OBTAINING ALL NECESSARY PERMITS AND APPROVALS FROM THE APPROPRIATE AGENCIES.  
3. THE CONTRACTOR SHALL BE RESPONSIBLE FOR OBTAINING ALL NECESSARY PERMITS AND APPROVALS FROM THE APPROPRIATE AGENCIES.  
4. THE CONTRACTOR SHALL BE RESPONSIBLE FOR OBTAINING ALL NECESSARY PERMITS AND APPROVALS FROM THE APPROPRIATE AGENCIES.  
5. THE CONTRACTOR SHALL BE RESPONSIBLE FOR OBTAINING ALL NECESSARY PERMITS AND APPROVALS FROM THE APPROPRIATE AGENCIES.  
6. THE CONTRACTOR SHALL BE RESPONSIBLE FOR OBTAINING ALL NECESSARY PERMITS AND APPROVALS FROM THE APPROPRIATE AGENCIES.  
7. THE CONTRACTOR SHALL BE RESPONSIBLE FOR OBTAINING ALL NECESSARY PERMITS AND APPROVALS FROM THE APPROPRIATE AGENCIES.  
8. THE CONTRACTOR SHALL BE RESPONSIBLE FOR OBTAINING ALL NECESSARY PERMITS AND APPROVALS FROM THE APPROPRIATE AGENCIES.  
9. THE CONTRACTOR SHALL BE RESPONSIBLE FOR OBTAINING ALL NECESSARY PERMITS AND APPROVALS FROM THE APPROPRIATE AGENCIES.  
10. THE CONTRACTOR SHALL BE RESPONSIBLE FOR OBTAINING ALL NECESSARY PERMITS AND APPROVALS FROM THE APPROPRIATE AGENCIES.



RECOMMENDED APPROVAL:  
MR. RICARDO B. NETS  
CITY ENGINEER

CONFORME & ACCEPTED BY:  
CITY ENGINEER



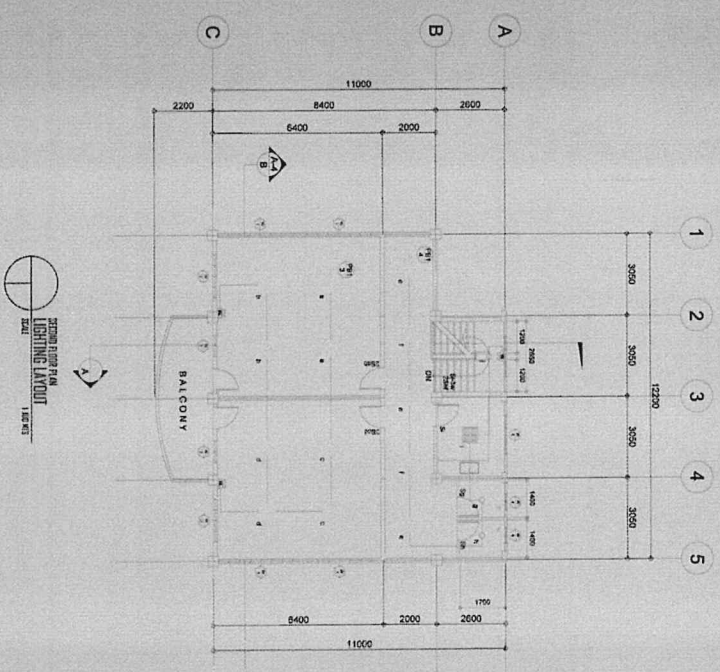
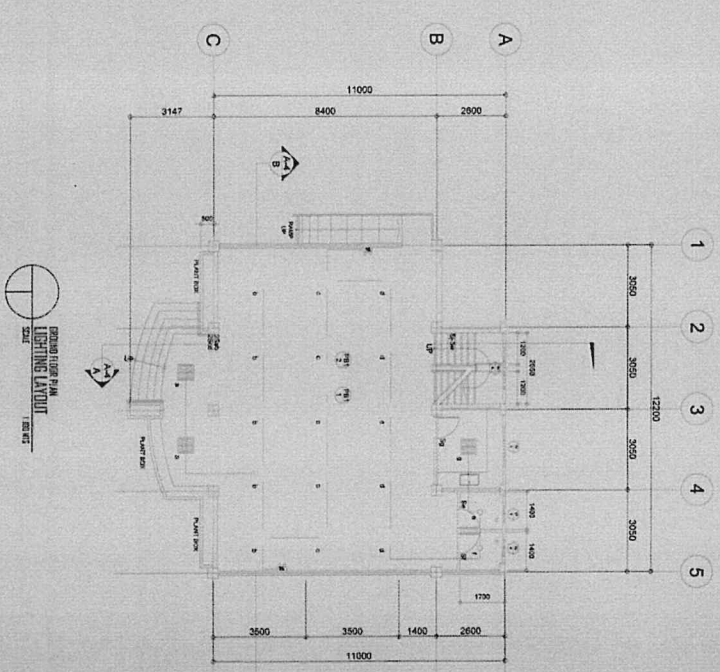
REPUBLIC OF THE PHILIPPINES  
 CITY OF PASIG  
**CITY ENGINEERING OFFICE**

**PROJECT TITLE**  
 MAJOR IMPROVEMENT OF PASIG BLISS VILLAGE III  
 (MORTUARY, MULTI-PURPOSE BUILDING, GAZEBO  
 AND OPEN SPACE) AT WESTBANK FLOODWAY,  
 BRGY. MARYBUNGA

**LOCATION**  
 BLISS III BRGY. MARYBUNGA, PASIG CITY

**IMPORTANT NOTES:**

1. ALL UTILITIES AND OBSTRUCTIONS SHALL BE MAINTAINED AND PROTECTED THROUGHOUT THE CONSTRUCTION.
2. THE CONTRACTOR SHALL MAINTAIN ACCESS TO ALL ADJACENT PROPERTIES AND PUBLIC UTILITIES AT ALL TIMES.
3. ALL MATERIALS AND WORKMANSHIP SHALL BE SUBJECT TO INSPECTION AND APPROVAL BY THE CITY ENGINEERING OFFICE.
4. THE CONTRACTOR SHALL BE RESPONSIBLE FOR OBTAINING ALL NECESSARY PERMITS AND APPROVALS FROM THE CITY ENGINEERING OFFICE AND OTHER RELEVANT AGENCIES.
5. THE CONTRACTOR SHALL MAINTAIN ADEQUATE SAFETY MEASURES AND TRAFFIC CONTROL THROUGHOUT THE CONSTRUCTION.
6. ALL UTILITIES AND OBSTRUCTIONS SHALL BE MAINTAINED AND PROTECTED THROUGHOUT THE CONSTRUCTION.
7. THE CONTRACTOR SHALL MAINTAIN ACCESS TO ALL ADJACENT PROPERTIES AND PUBLIC UTILITIES AT ALL TIMES.
8. ALL MATERIALS AND WORKMANSHIP SHALL BE SUBJECT TO INSPECTION AND APPROVAL BY THE CITY ENGINEERING OFFICE.
9. THE CONTRACTOR SHALL BE RESPONSIBLE FOR OBTAINING ALL NECESSARY PERMITS AND APPROVALS FROM THE CITY ENGINEERING OFFICE AND OTHER RELEVANT AGENCIES.
10. THE CONTRACTOR SHALL MAINTAIN ADEQUATE SAFETY MEASURES AND TRAFFIC CONTROL THROUGHOUT THE CONSTRUCTION.



DESIGNED BY	CHECKED BY	REVIEWED BY	APPROVED BY	APPROVED BY
ENGR. MARK JOSEPH L. CALLIANO	ENGR. JACQUE L. TIZON	ENGR. CARLOS M. BENDICHO	ENGR. ARTAVARDES V. GERONIMO	VICTOR MA. REGIS W. SOTTO

**RECOMMENDED APPROVAL**  
 MR. RICARDO B. ACERES  
 CITY ENGINEER

**SHEET CONTENTS**  
 03 09

**SHEET NO.**  
 E

C O N T R A C T O R



REPUBLIC OF THE PHILIPPINES  
CITY OF PASIG  
**CITY ENGINEERING OFFICE**

PROJECT TITLE  
**MAJOR IMPROVEMENT OF PASIG BUSS VILLAGE III (MORTUARY, MULTI-PURPOSE BUILDING, GAZEBO AND OPEN SPACE) AT WESTBANK FLOODWAY, BRGY. MAAYBUNGA**

LOCATION  
BLISS III BRGY. MAAYBUNGA, PASIG CITY

ELECTRICAL  
ENGR. MARK JOSEPH L. CALILING  
ELECTRICAL PROJECT ENGINEER

DESIGNED BY  
ENGR. JORGE L. TIZON  
DEPT. OF ELECTRICAL ENGINEERING

REVIEWED BY  
ENGR. ARMANDO S. RENDON  
DEPT. OF ELECTRICAL ENGINEERING

APPROVED BY  
ENGR. ANTONIO Y. GERONIMO  
CITY ENGINEER

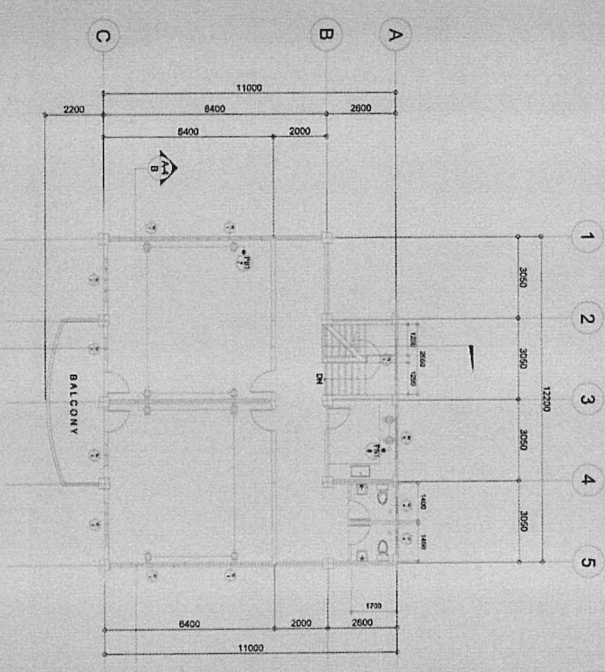
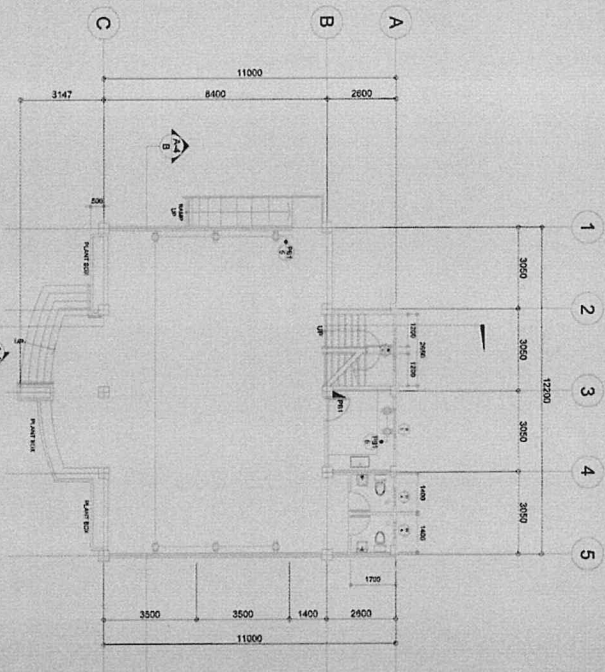

APPROVED BY  
VICTOR M.A. REGIS N. SOTTO  
CITY MAYOR

SHEET CONTENTS  
SHEET NO. **E 04 09**

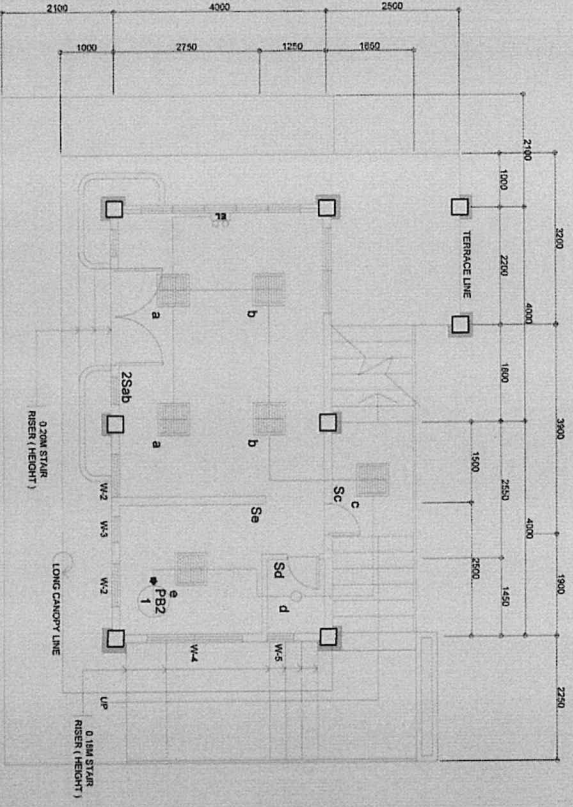
**IMPORTANT NOTES:**

- NO ALTERATION IN THE WORK SPECIFICATIONS SHALL BE MADE WITHOUT THE WRITTEN PERMISSION OF THE ARCHITECT AND ENGINEER.
- THE CONTRACTOR SHALL BE RESPONSIBLE FOR THE PROTECTION OF ALL EXISTING UTILITIES AND STRUCTURES.
- THE CONTRACTOR SHALL BE RESPONSIBLE FOR THE PROTECTION OF ALL EXISTING UTILITIES AND STRUCTURES.
- THE CONTRACTOR SHALL BE RESPONSIBLE FOR THE PROTECTION OF ALL EXISTING UTILITIES AND STRUCTURES.
- THE CONTRACTOR SHALL BE RESPONSIBLE FOR THE PROTECTION OF ALL EXISTING UTILITIES AND STRUCTURES.

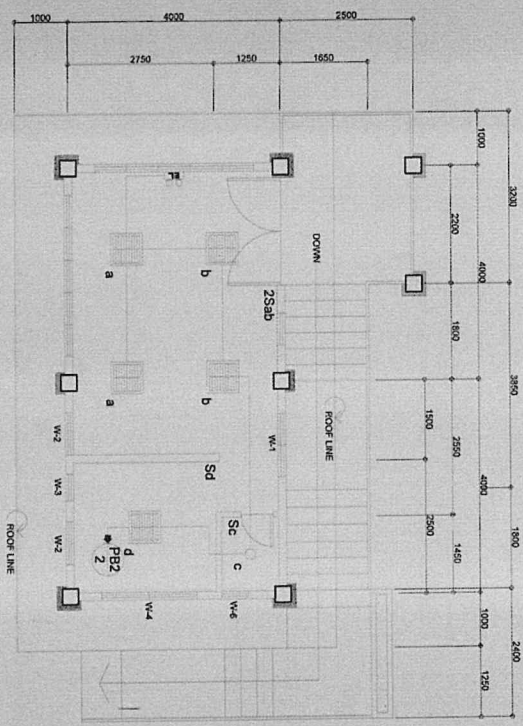
CONFORME & ACCEPTED BY  
C O N T R A C T O R



RECOMMENDED APPROVAL  
MR. RICHARD S. VENTURA  
CITY ENGINEER



GROUND FLOOR PLAN  
LIGHTING LAYOUT  
SCALE 1:50 MTS



SECOND FLOOR PLAN  
LIGHTING LAYOUT  
SCALE 1:50 MTS



REPUBLIC OF THE PHILIPPINES  
CITY OF PASIG  
**OFFICE OF THE MAYOR**  
**CITY ENGINEERING OFFICE**

PROJECT TITLE  
**MAJOR IMPROVEMENT OF PASIG BLISS VILLAGE III (MORTUARY, MULTI-PURPOSE BUILDING, GAZEBO AND OPEN SPACE) AT WESTBANK FLOODWAY, BRGY. MABUNGA**

LOCATION  
**RISB II BRGY. MABUNGA, PASIG CITY**

DESIGNED BY  
**ENGR. JORGE L. TIRON**  
REGISTERED ELECTRICAL ENGINEER

REVIEWED BY  
**ENGR. ARTABERRES V. GERONIMO**  
REGISTERED ELECTRICAL ENGINEER

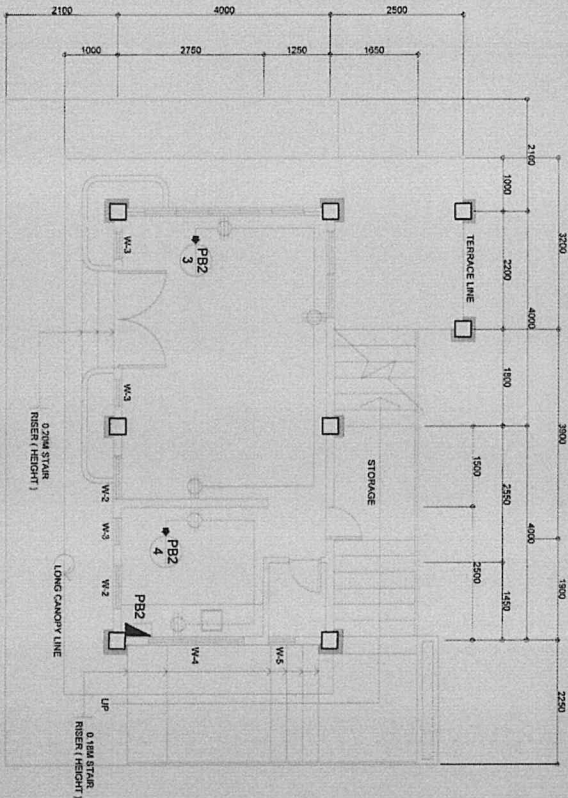
APPROVED BY  
**VICTOR MA. REGIS M. SOTTO**  
CITY MANOR

APPROVED BY  
**ENGR. JOSEPH L. CALILING**  
REGISTERED ELECTRICAL ENGINEER

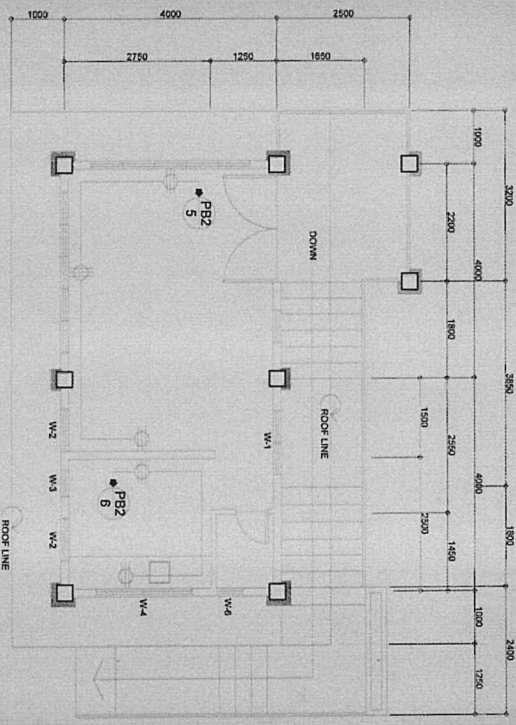
RECOMMENDING APPROVAL  
**MR. REFURIO M. HERNANDEZ**  
CITY ENGINEER

SHEET CONTENTS  
**E**  
SHEET NO.  
**05/09**

**IMPORTANT NOTES:**  
1. THE CONTRACTOR SHALL BE RESPONSIBLE FOR OBTAINING ALL NECESSARY PERMITS AND APPROVALS FROM THE APPROPRIATE AGENCIES AND AUTHORITIES.  
2. THE CONTRACTOR SHALL BE RESPONSIBLE FOR OBTAINING ALL NECESSARY PERMITS AND APPROVALS FROM THE APPROPRIATE AGENCIES AND AUTHORITIES.  
3. THE CONTRACTOR SHALL BE RESPONSIBLE FOR OBTAINING ALL NECESSARY PERMITS AND APPROVALS FROM THE APPROPRIATE AGENCIES AND AUTHORITIES.  
4. THE CONTRACTOR SHALL BE RESPONSIBLE FOR OBTAINING ALL NECESSARY PERMITS AND APPROVALS FROM THE APPROPRIATE AGENCIES AND AUTHORITIES.  
5. THE CONTRACTOR SHALL BE RESPONSIBLE FOR OBTAINING ALL NECESSARY PERMITS AND APPROVALS FROM THE APPROPRIATE AGENCIES AND AUTHORITIES.  
6. THE CONTRACTOR SHALL BE RESPONSIBLE FOR OBTAINING ALL NECESSARY PERMITS AND APPROVALS FROM THE APPROPRIATE AGENCIES AND AUTHORITIES.  
7. THE CONTRACTOR SHALL BE RESPONSIBLE FOR OBTAINING ALL NECESSARY PERMITS AND APPROVALS FROM THE APPROPRIATE AGENCIES AND AUTHORITIES.  
8. THE CONTRACTOR SHALL BE RESPONSIBLE FOR OBTAINING ALL NECESSARY PERMITS AND APPROVALS FROM THE APPROPRIATE AGENCIES AND AUTHORITIES.  
9. THE CONTRACTOR SHALL BE RESPONSIBLE FOR OBTAINING ALL NECESSARY PERMITS AND APPROVALS FROM THE APPROPRIATE AGENCIES AND AUTHORITIES.  
10. THE CONTRACTOR SHALL BE RESPONSIBLE FOR OBTAINING ALL NECESSARY PERMITS AND APPROVALS FROM THE APPROPRIATE AGENCIES AND AUTHORITIES.



GROUND FLOOR PLAN  
POWER LAYOUT  
SCALE 1:50 MTS



SECOND FLOOR PLAN  
POWER LAYOUT  
SCALE 1:50 MTS



REPUBLIC OF THE PHILIPPINES  
CITY OF PASIG  
OFFICE OF THE MAYOR  
CITY ENGINEERING OFFICE

PROJECT TITLE  
MAJOR IMPROVEMENT OF PASIG BLISS VILLAGE III  
(MORTUARY, MULTI-PURPOSE BUILDING, GAZEBO  
AND OPEN SPACE) AT WESTBANK FLOODWAY,  
BRGY. MAYBUNGA

LOCATION  
BLISS III, BRGY. MAYBUNGA, PASIG CITY

DESIGNED BY  
ENGR. MARK JOSEPH L. CALILING

CHECKED BY  
ENGR. ANNE L. TOLON

APPROVED BY  
ENGR. ARYANERIS V. GERONIMO

APPROVED BY  
VICTOR M.A. BROSAS M. SOTTO  
CITY ENGINEER

RECOMMENDED APPROVAL  
MR. RICARDO B. NETES

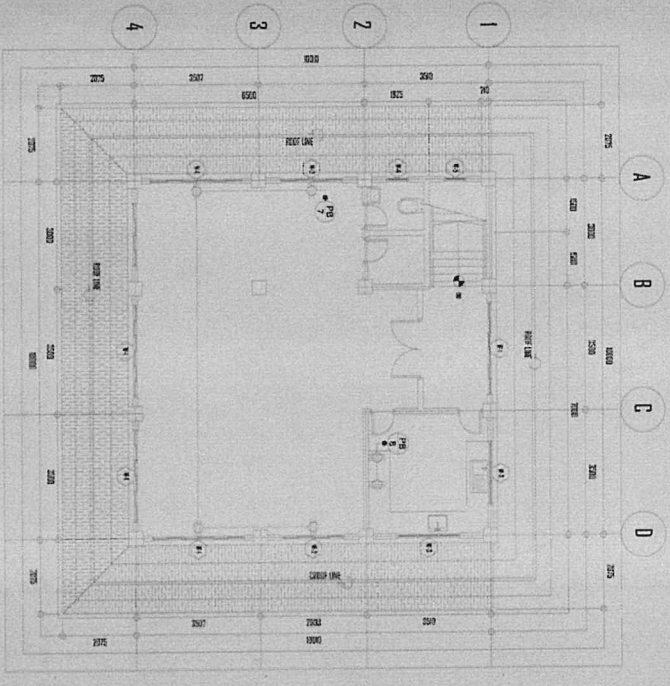
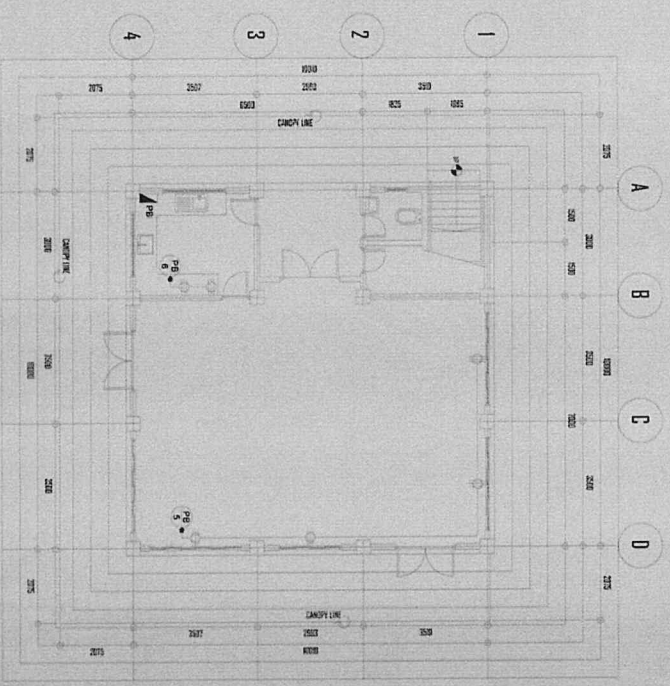
SHEET NO. 06/09

IMPORTANT NOTES:  
1. THE CONTRACTOR SHALL MAINTAIN ACCURATE RECORDS THROUGHOUT THE CONSTRUCTION PERIOD AND SUBMIT THEM TO THE CITY ENGINEERING OFFICE FOR REVIEW AND APPROVAL.  
2. THE CONTRACTOR SHALL MAINTAIN ACCURATE RECORDS THROUGHOUT THE CONSTRUCTION PERIOD AND SUBMIT THEM TO THE CITY ENGINEERING OFFICE FOR REVIEW AND APPROVAL.  
3. THE CONTRACTOR SHALL MAINTAIN ACCURATE RECORDS THROUGHOUT THE CONSTRUCTION PERIOD AND SUBMIT THEM TO THE CITY ENGINEERING OFFICE FOR REVIEW AND APPROVAL.  
4. THE CONTRACTOR SHALL MAINTAIN ACCURATE RECORDS THROUGHOUT THE CONSTRUCTION PERIOD AND SUBMIT THEM TO THE CITY ENGINEERING OFFICE FOR REVIEW AND APPROVAL.  
5. THE CONTRACTOR SHALL MAINTAIN ACCURATE RECORDS THROUGHOUT THE CONSTRUCTION PERIOD AND SUBMIT THEM TO THE CITY ENGINEERING OFFICE FOR REVIEW AND APPROVAL.  
6. THE CONTRACTOR SHALL MAINTAIN ACCURATE RECORDS THROUGHOUT THE CONSTRUCTION PERIOD AND SUBMIT THEM TO THE CITY ENGINEERING OFFICE FOR REVIEW AND APPROVAL.  
7. THE CONTRACTOR SHALL MAINTAIN ACCURATE RECORDS THROUGHOUT THE CONSTRUCTION PERIOD AND SUBMIT THEM TO THE CITY ENGINEERING OFFICE FOR REVIEW AND APPROVAL.  
8. THE CONTRACTOR SHALL MAINTAIN ACCURATE RECORDS THROUGHOUT THE CONSTRUCTION PERIOD AND SUBMIT THEM TO THE CITY ENGINEERING OFFICE FOR REVIEW AND APPROVAL.  
9. THE CONTRACTOR SHALL MAINTAIN ACCURATE RECORDS THROUGHOUT THE CONSTRUCTION PERIOD AND SUBMIT THEM TO THE CITY ENGINEERING OFFICE FOR REVIEW AND APPROVAL.  
10. THE CONTRACTOR SHALL MAINTAIN ACCURATE RECORDS THROUGHOUT THE CONSTRUCTION PERIOD AND SUBMIT THEM TO THE CITY ENGINEERING OFFICE FOR REVIEW AND APPROVAL.









REPUBLIC OF THE PHILIPPINES  
CITY OF PASIG  
**OFFICE OF THE MAYOR**  
**CITY ENGINEERING OFFICE**

PROJECT TITLE  
**MAJOR IMPROVEMENT OF PASIG BLISS VILLAGE III (MORTUARY, MULTI-PURPOSE BUILDING, GAZEBO AND OPEN SPACE) AT WESTBANK FLOODWAY, BRGY. MABUNGA**

LOCATION  
BLISS III BRGY. MABUNGA, PASIG CITY

DESIGNED BY  
**ENGR. MARK JOSEPH L. CALUNOG**

CHECKED BY  
**ENGR. JUSTICE L. TISON**

REVIEWED BY  
**ENGR. LUIS R. FRADEBINO**

APPROVED BY  
**ENGR. ARTABERRES V. GERONIMO**

APPROVED BY  
**VICTOR MA. REGIS N. SOTTO**  
CITY MANOR

RECOMMENDING APPROVAL  
**MR. RICARDO B. REYES**  
C.E.O.

SHEET NO. **E**  
09/09

**IMPORTANT NOTES:**

- NO ALTERATION IN PLAN AND SPECIFICATION SHALL BE MADE WITHOUT THE PRIOR APPROVAL OF THE ARCHITECT AND ENGINEERS.
- THE CONTRACTOR SHALL MAINTAIN ACCESS TO ALL EXISTING UTILITIES AND SHALL BE RESPONSIBLE FOR THE PROTECTION OF ALL UTILITIES. THE CONTRACTOR SHALL BE RESPONSIBLE FOR THE PROTECTION OF ALL UTILITIES. THE CONTRACTOR SHALL BE RESPONSIBLE FOR THE PROTECTION OF ALL UTILITIES.
- IT SHALL BE THE RESPONSIBILITY OF THE CONTRACTOR TO TEST ALL MATERIALS AND COMPONENTS TO BE USED IN THE CONSTRUCTION OF THE PROJECT. THE CONTRACTOR SHALL BE RESPONSIBLE FOR THE PROTECTION OF ALL UTILITIES. THE CONTRACTOR SHALL BE RESPONSIBLE FOR THE PROTECTION OF ALL UTILITIES.
- THE CONTRACTOR SHALL MAINTAIN ACCESS TO ALL EXISTING UTILITIES AND SHALL BE RESPONSIBLE FOR THE PROTECTION OF ALL UTILITIES. THE CONTRACTOR SHALL BE RESPONSIBLE FOR THE PROTECTION OF ALL UTILITIES.

C. N. I. E. A. C. T. O. R.

## BID FORM

Date : \_\_\_\_\_

Project Identification No. : \_\_\_\_\_

To: **THE CHAIRMAN  
BIDS AND AWARDS COMMITTEE  
PASIG CITY**

Having examined the Philippine Bidding Documents (PBDs) including the Supplemental or Bid Bulletin Numbers \_\_\_\_\_ the receipt of which is hereby duly acknowledged, we, the undersigned, declare that:

a. We have no reservation to the PBDs, including the Supplemental or Bid Bulletins, for the Procurement Project: **MAJOR IMPROVEMENT OF PASIG BLISS VILLAGE III (MORTUARY, MULTI-PURPOSE BUILDING, GAZEBO AND OPEN SPACE) AT WESTBANK FLOODWAY, BRGY. MAYBUNGA, PASIG CITY;**

b. We offer to execute the Works for this Contract in accordance with the PBDs;

c. The total price of our Bid in words and figures, excluding any discounts offered below is: \_\_\_\_\_  
\_\_\_\_\_ (P \_\_\_\_\_)

d. The discounts offered and the methodology for their application are:  
\_\_\_\_\_;

e. The total bid price includes the cost of all taxes, such as, but not limited to: [specify the applicable taxes, e.g. (i) value added tax (VAT), (ii) income tax, (iii) local taxes, and (iv) other fiscal levies and duties], which are itemized herein and reflected in the detailed estimates,

f. Our Bid shall be valid within the a period stated in the PBDs, and it shall remain binding upon us at any time before the expiration of that period;

g. If our Bid is accepted, we commit to obtain a Performance Security in the amount of \_\_\_\_\_  
\_\_\_\_\_ (P \_\_\_\_\_) percent of the Contract Price for the due performance of the Contract, or a Performance Securing Declaration in lieu of the allowable forms of Performance Security, subject to the terms and conditions of issued GPPB guidelines<sup>12</sup> for this purpose;

h. We are not participating, as Bidders, in more than one Bid in this bidding process, other than alternative offers in accordance with the Bidding Documents;

i. We understand that this Bid, together with your written acceptance thereof included in your notification of award, shall constitute a binding contract between us, until a formal Contract is prepared and executed; and

j. We understand that you are not bound to accept the Lowest Calculated Bid or any other Bid that you may receive.

k. We likewise certify/confirm that the undersigned, is the duly authorized representative of the bidder, and granted full power and authority to do, execute and perform any and all acts necessary to participate, submit the bid, and to sign and execute the ensuing contract for **MAJOR IMPROVEMENT OF PASIG BLISS VILLAGE III (MORTUARY, MULTI-PURPOSE BUILDING, GAZEBO AND OPEN SPACE) AT WESTBANK FLOODWAY, BRGY. MAYBUNGA, PASIG CITY** of the **Bids and Awards Committee (B.A.C.) Pasig City**

l. We acknowledge that failure to sign each and every page of this Bid Form, including the Bill of Quantities, shall be a ground for the rejection of our bid.

Name: \_\_\_\_\_

Legal Capacity: \_\_\_\_\_

Signature: \_\_\_\_\_

Duly authorized to sign the Bid for and behalf of: \_\_\_\_\_

Date: \_\_\_\_\_

**SUBJECT : BILL OF QUANTITIES / COST ESTIMATE**

**NAME OF PROJECT : MAJOR IMPROVEMENT OF PASIG BLISS VILLAGE III (MORTUARY, MULTI-PURPOSE BUILDING, GAZEBO AND OPEN SPACE)**

**LOCATION : WESTBANK FLOODWAY, BRGY. MAYBUNGA, PASIG CITY**

ITEM NO.	DESCRIPTION	QUANTITY	UNIT	UNIT PRICE ( P )	AMOUNT ( P )
1.0	Mobilization and Demobilization  (Pesos _____ )	1.00	lot		
2.0	Preliminaries  (Pesos _____ )	1.00	l.s		
3.0	Multi-Purpose Improvement Works  (Pesos _____ )	1.00	l.s		
3.1	Plumbing Works  (Pesos _____ )	1.00	l.s		
3.2	Electrical Works				
3.2.1	Lighting Fixtures and Wiring Devices  (Pesos _____ )	1.00	l.s		
3.2.2	Panel Board and Circuit Breakers  (Pesos _____ )	1.00	l.s		
3.2.3	Wires and Cables  (Pesos _____ )	1.00	l.s		
<b>Total Amount in Words:</b> _____					
<b>GRAND TOTAL</b>					

\_\_\_\_\_  
\_\_\_\_\_  
\_\_\_\_\_  
**(Name & Address of Bidder)**

\_\_\_\_\_  
**(Signature)**  
\_\_\_\_\_  
**(Name, Designation of Authorized Signing Official)**

**SUBJECT** : **BILL OF QUANTITIES / COST ESTIMATE**

**NAME OF PROJECT** : MAJOR IMPROVEMENT OF PASIG BLISS VILLAGE III (MORTUARY, MULTI-PURPOSE BUILDING, GAZEBO AND OPEN SPACE)

**LOCATION** : WESTBANK FLOODWAY, BRGY. MAYBUNGA, PASIG CITY

ITEM NO.	DESCRIPTION	QUANTITY	UNIT	UNIT PRICE ( P )	AMOUNT ( P )
3.2.4	Conduits, Fittings and Supports <hr/> (Pesos <hr/> )	1.00	l.s		
3.2.5	Boxes <hr/> (Pesos <hr/> )	1.00	l.s		
3.2.6	Miscellaneous Vinyl Electrical Tape <hr/> (Pesos <hr/> )	8.00	rolls		
4.0	Mortuary Improvement Works <hr/> (Pesos <hr/> )	1.00	l.s		
4.1 -	Plumbing Works Earthworks <hr/> (Pesos <hr/> )	1.00	l.s		
-	Sewer Lines <hr/> (Pesos <hr/> )	1.00	l.s		
-	Repair of Water Lines <hr/> (Pesos <hr/> )	1.00	l.s		
<b>Total Amount in Words:</b> _____					
<b>GRAND TOTAL</b>					

\_\_\_\_\_  
\_\_\_\_\_  
\_\_\_\_\_  
**(Name & Address of Bidder)**

\_\_\_\_\_  
**(Signature)**  
\_\_\_\_\_  
\_\_\_\_\_  
**(Name, Designation of Authorized Signing Official)**

**SUBJECT** : **BILL OF QUANTITIES / COST ESTIMATE**

**NAME OF PROJECT** : **MAJOR IMPROVEMENT OF PASIG BLISS VILLAGE III (MORTUARY, MULTI-PURPOSE BUILDING, GAZEBO AND OPEN SPACE)**

**LOCATION** : **WESTBANK FLOODWAY, BRGY. MAYBUNGA, PASIG CITY**

ITEM NO.	DESCRIPTION	QUANTITY	UNIT	UNIT PRICE ( P )	AMOUNT ( P )
-	Plumbing Fixtures (Pesos _____ )	1.00	l.s		
-	Septic Tank (Pesos _____ )	1.00	l.s		
4.2 -	Electrical Works Lighting Fixtures and Wiring Devices (Pesos _____ )	1.00	l.s		
-	Panel Board and Circuit Breaker (Pesos _____ )	1.00	assy		
-	Wires and Cables (Pesos _____ )	1.00	l.s		
-	Conduits, Fittings and Supports (Pesos _____ )	1.00	l.s		
-	Boxes (Pesos _____ )	1.00	l.s		
<b>Total Amount in Words:</b> _____					
<b>GRAND TOTAL</b>					

\_\_\_\_\_  
\_\_\_\_\_  
\_\_\_\_\_  
**(Name & Address of Bidder)**

\_\_\_\_\_  
**(Signature)**  
\_\_\_\_\_  
\_\_\_\_\_  
**(Name, Designation of Authorized Signing Official)**

**SUBJECT : BILL OF QUANTITIES / COST ESTIMATE**

**NAME OF PROJECT : MAJOR IMPROVEMENT OF PASIG BLISS VILLAGE III (MORTUARY, MULTI-PURPOSE BUILDING, GAZEBO AND OPEN SPACE)**

**LOCATION : WESTBANK FLOODWAY, BRGY. MAYBUNGA, PASIG CITY**

ITEM NO.	DESCRIPTION	QUANTITY	UNIT	UNIT PRICE ( P )	AMOUNT ( P )
-	Miscellaneous Vinyl Electrical Tape (Pesos _____ )	4.00	rolls		
-	Civil Works Service Entrance Post (Pesos _____ )	2.00	sets		
5.0 5.1	Gazebo to New Multi-Purpose Building Earthworks (Pesos _____ )	1.00	l.s		
5.2	Formworks and Concrete Works (Pesos _____ )	1.00	l.s		
5.3	Masonry and Tiling Works (Pesos _____ )	1.00	l.s		
5.4	Carpentry Works / Finishing Works (Pesos _____ )	1.00	l.s		
5.5	Painting Works (Pesos _____ )	1.00	l.s		
<b>Total Amount in Words:</b> _____					
<b>GRAND TOTAL</b>					

\_\_\_\_\_  
\_\_\_\_\_  
\_\_\_\_\_  
**(Name & Address of Bidder)**

\_\_\_\_\_  
**(Signature)**  
\_\_\_\_\_  
\_\_\_\_\_  
**(Name, Designation of Authorized Signing Official)**

**SUBJECT** : **BILL OF QUANTITIES / COST ESTIMATE**

**NAME OF PROJECT** : **MAJOR IMPROVEMENT OF PASIG BLISS VILLAGE III (MORTUARY, MULTI-PURPOSE BUILDING, GAZEBO AND OPEN SPACE)**

**LOCATION** : **WESTBANK FLOODWAY, BRGY. MAYBUNGA, PASIG CITY**

ITEM NO.	DESCRIPTION	QUANTITY	UNIT	UNIT PRICE (P)	AMOUNT (P)
5.6	Steel and Tinsmithry Works _____ (Pesos _____) _____ )	1.00	l.s		
5.7 5.7.1	Plumbing Works Sewer Lines _____ (Pesos _____) _____ )	1.00	l.s		
5.7.2	Water Lines _____ (Pesos _____) _____ )	1.00	l.s		
5.7.3	Plumbing Features _____ (Pesos _____) _____ )	1.00	l.s		
5.7.4	Plumbing Fixtures _____ (Pesos _____) _____ )	1.00	l.s		
5.7.5	Septic Tank (2x3x2) _____ (Pesos _____) _____ )	1.00	l.s		
5.7.6	New Service Connection _____ (Pesos _____) _____ )	1.00	lot		
<b>Total Amount in Words:</b> _____					
<b>GRAND TOTAL</b>					

\_\_\_\_\_  
\_\_\_\_\_  
\_\_\_\_\_  
**(Name & Address of Bidder)**

\_\_\_\_\_  
**(Signature)**  
\_\_\_\_\_  
\_\_\_\_\_  
**(Name, Designation of Authorized Signing Official)**



**SUBJECT : BILL OF QUANTITIES / COST ESTIMATE**

**NAME OF PROJECT : MAJOR IMPROVEMENT OF PASIG BLISS VILLAGE III (MORTUARY, MULTI-PURPOSE BUILDING, GAZEBO AND OPEN SPACE)**

**LOCATION : WESTBANK FLOODWAY, BRGY. MAYBUNGA, PASIG CITY**

ITEM NO.	DESCRIPTION	QUANTITY	UNIT	UNIT PRICE ( P )	AMOUNT ( P )
5.8 -	Electrical Works Lighting Fixtures and Wiring Devices (Pesos _____ )	1.00	l.s		
-	Panel Board and Circuit Breaker (Pesos _____ )	1.00	l.s		
-	Wires and Cables (Pesos _____ )	1.00	l.s		
-	Conduits, Fittings and Support (Pesos _____ )	1.00	l.s		
-	Boxes (Pesos _____ )	1.00	l.s		
-	Miscellaneous Vinyl Electrical Tape (Pesos _____ )	8.00	rolls		
6.0 6.1	Improvement of Open Space Ground Improvement (Pesos _____ )	1.00	l.s		
<b>Total Amount in Words:</b> _____					
<b>GRAND TOTAL</b>					

\_\_\_\_\_  
\_\_\_\_\_  
\_\_\_\_\_  
**(Name & Address of Bidder)**

\_\_\_\_\_  
**(Signature)**  
\_\_\_\_\_  
\_\_\_\_\_  
**(Name, Designation of Authorized Signing Official)**

**SUBJECT** : **BILL OF QUANTITIES / COST ESTIMATE**

**NAME OF PROJECT** : **MAJOR IMPROVEMENT OF PASIG BLISS VILLAGE III (MORTUARY, MULTI-PURPOSE BUILDING, GAZEBO AND OPEN SPACE)**

**LOCATION** : **WESTBANK FLOODWAY, BRGY. MAYBUNGA, PASIG CITY**

ITEM NO.	DESCRIPTION	QUANTITY	UNIT	UNIT PRICE ( P )	AMOUNT ( P )
6.2	Floor Finishes _____ (Pesos _____ _____ )	1.00	l.s		
6.4	Senior's Citizen Area _____ (Pesos _____ _____ )	1.00	l.s		
6.5	Playground Facilities _____ (Pesos _____ _____ )	1.00	l.s		
6.6	Painting Works _____ (Pesos _____ _____ )	1.00	l.s		
<b>Total Amount in Words:</b> _____ _____					
<b>GRAND TOTAL</b>					

\_\_\_\_\_  
\_\_\_\_\_  
\_\_\_\_\_  
**(Name & Address of Bidder)**

\_\_\_\_\_  
**(Signature)**  
\_\_\_\_\_  
**(Name, Designation of Authorized Signing Official)**

**Republic of the Philippines**  
**BIDS AND AWARDS COMMITTEE**  
**City Government of Pasig**

Name of Bidder : \_\_\_\_\_  
Name of Contract : \_\_\_\_\_  
Approved Budget Contract : \_\_\_\_\_  
Bidding Date : \_\_\_\_\_

(Note: Checklist is to be filled up by the BAC only)

**I. TECHNICAL COMPONENT ENVELOPE FOR THE PROCUREMENT OF INFRASTRUCTURE PROJECTS**

**Class "A" Documents**

Legal Documents

- (a) Valid PhilGEPS Certificate of Platinum Registration and Membership with additional caveat in accordance with Section 8.5.2 of the 2016 Revised IRR of RA 9184 amended through GPPB Resolution No. 15-2021, provided that all of Class "A" eligibility documents submitted to PhilGEPS are maintained and updated;

Technical Documents

- (b) Statement of the prospective bidder of all its ongoing government and private contracts, including contracts awarded but not yet started, if any, whether similar or not similar in nature and complexity to the contract to be bid; **and**
- (c) Statement of the bidder's Single Largest Completed Contract (SLCC) similar to the contract to be bid, except under conditions provided under the rules (Contractors under Small A and Small B categories without similar experience on the contract to be bid may be allowed to bid if the cost of such contract is not more than the Allowable Range of Contract Cost (ARCC) of their registration based on the guidelines as prescribed by the PCAB.); **and**
- (d) Special PCAB License in case of Joint Ventures; **and** registration for the type and cost of the contract to be bid; **and**
- (e) Original copy of Bid Security. If in the form of a Surety Bond, submit also a certification issued by the Insurance Commission; **or**  
Original copy of Notarized Bid Securing Declaration; **and**
- (f) Project Requirements, which shall include the following:
- a. Organizational chart for the contract to be bid; **and**
- b. List of contractor's key personnel (e.g., Project Manager, Project Engineers, Materials Engineers, and Foremen), to be assigned to the contract to be bid, with their complete qualification and experience data; **and**
- c. Duly signed Manpower Schedule; **and**
- d. List of contractor's major equipment units, which are owned, leased, and/or under purchase agreements, supported by proof of ownership or certification of availability of equipment from the equipment lessor/vendor for the duration of the project, as the case may be; **and**
- e. Equipment utilization schedule; **and**
- f. Duly signed Construction Schedule (PERT/CPM) and S-curve; **and**
- g. Duly signed Construction Method in narrative form; **and**
- h. Construction Safety and Health Program; **and**
- (g) Original duly signed Omnibus Sworn Statement (OSS); **and** if applicable, Original Notarized Secretary's Certificate in case of a corporation, partnership, or cooperative; or Original Special Power of Attorney of all members of the joint venture giving full power and authority to its officer to sign the OSS and do acts to represent the Bidder.

Financial Documents

- (h) The prospective bidder's computation of Net Financial Contracting Capacity (NFCC).

**Class "B" Documents**

- (i) If applicable, duly signed joint venture agreement (JVA) in accordance with RA No. 4566 and its IRR in case the joint venture is already in existence; **or**  
duly notarized statements from all the potential joint venture partners stating that they will enter into and abide by the provisions of the JVA in the instance that the bid is successful.

**NOTE:** Any missing document/s on the above mentioned checklist is a ground for outright disqualification/ rejection of the bid.

**REMARKS:**

**PASSED**

**FAILED**

**ACKNOWLEDGMENT:** (Please see above "note" Do not fill up/sign if documents are marked passed)

This is to acknowledge receipt of the first and second envelopes which is being returned because of disqualification due to deficiencies and non-compliance with checklist therein.

\_\_\_\_\_  
Signature over printed name/Representative of Bidder

\_\_\_\_\_  
Date Received

CHECKED AND VERIFIED BY:

SIGNATURE:

**ATTY. JOSEPHINE C. LATI-BAGAOISAN**  
Chairperson

\_\_\_\_\_

**ATTY. DIEGO LUIS S. SANTIAGO**  
Vice Chairperson

\_\_\_\_\_

**DR. EMMA MEJIA-SANCHEZ**  
Member

\_\_\_\_\_

**DR. JEANNA V. PLES**  
Member

\_\_\_\_\_

**ENGR. JOHNNY L. CALATA**  
Member

\_\_\_\_\_

**MS. RUTH F. ROMANO**  
Member

\_\_\_\_\_

**DR. STUART G. SANTOS**  
Member

\_\_\_\_\_

**ATTY. KATHLEEN MAE M. VILLAMIN**  
Alternate Member

\_\_\_\_\_

**MR. JOSE REY Q. ESPINA**  
Alternate Member

\_\_\_\_\_

Attested by:

**ATTY. PONCE MIGUEL D. LOPEZ**

Officer in Charge, Procurement Management Office

**Republic of the Philippines  
BIDS AND AWARDS COMMITTEE  
City Government of Pasig**

Name of Bidder : \_\_\_\_\_  
Name of Contract : \_\_\_\_\_  
Approved Budget Contract: \_\_\_\_\_  
Bidding Date : \_\_\_\_\_

(Note: Checklist is to be filled up by the BAC only)

**II. FINANCIAL COMPONENT ENVELOPE FOR THE PROCUREMENT OF INFRASTRUCTURE PROJECTS**

- (j) Original of duly signed and accomplished Financial Bid Form; **and**  
*Other documentary requirements under RA No. 9184*
- (k) Original of duly signed Bid Prices in the Bill of Quantities; **and**
- (l) Duly accomplished Detailed Estimates Form, including a summary sheet indicating the unit prices of construction materials, labor rates, and equipment rentals used in coming up with the Bid; **and**
- (m) Cash Flow by Quarter.

**NOTE:**

Any missing document/s on the above mentioned checklist is a ground for outright disqualification/ rejection of the bid.

**REMARKS:**  **PASSED**  **FAILED**

**ACKNOWLEDGMENT:** (Please see above "note" Do not fill up/sign if documents are marked passed)  
This is to acknowledge receipt of the first and second envelopes which is being returned because of disqualification due to deficiencies and non-compliance with checklist therein.

\_\_\_\_\_  
Signature over printed name/Representative of Bidder

\_\_\_\_\_  
Date Received

CHECKED AND VERIFIED BY:

SIGNATURE:

**ATTY. JOSEPHINE C. LATI-BAGAOISAN**  
Chairperson

\_\_\_\_\_

**ATTY. DIEGO LUIS S. SANTIAGO**  
Vice Chairperson

\_\_\_\_\_

**DR. EMMA MEJIA-SANCHEZ**  
Member

\_\_\_\_\_

**DR. JEANNA V. PLES**  
Member

\_\_\_\_\_

**ENGR. JOHNNY L. CALATA**  
Member

\_\_\_\_\_

**MS. RUTH F. ROMANO**  
Member

\_\_\_\_\_

**DR. STUART G. SANTOS**  
Member

\_\_\_\_\_

**ATTY. KATHLEEN MAE M. VILLAMIN**  
Alternate Member

\_\_\_\_\_

**MR. JOSE REY Q. ESPINA**  
Alternate Member

\_\_\_\_\_

Attested by:

**ATTY. PONCE MIGUEL D. LOPEZ**  
Officer in Charge, Procurement Management Office